

## WESTLAND OFFSHORE OR DAY CRUISER STYLE

I/O G=Cloudburst silver/grey canvas. SAS=Sharkskin Material

|              |       |   |       |       |     |      |       |          |   |
|--------------|-------|---|-------|-------|-----|------|-------|----------|---|
| WSL-C1019G*  | 18'6" | - | 19'5" | UP TO | 96" | BEAM | ..... | \$190.00 | D |
| WSL-C1019SAS | 18'6" | - | 19'5" | UP TO | 96" | BEAM | ..... | \$190.00 | D |
| WSL-C1020G*  | 19'6" | - | 20'5" | UP TO | 96" | BEAM | ..... | \$201.00 | D |
| WSL-C1020SAS | 19'6" | - | 20'5" | UP TO | 96" | BEAM | ..... | \$201.00 | D |
| WSL-C1021G*  | 20'6" | - | 21'5" | UP TO | 96" | BEAM | ..... | \$211.00 | D |
| WSL-C1021SAS | 20'6" | - | 21'5" | UP TO | 96" | BEAM | ..... | \$211.00 | D |
| WSL-C1022G*  | 21'6" | - | 22'5" | UP TO | 96" | BEAM | ..... | \$222.00 | D |
| WSL-C1022SAS | 21'6" | - | 22'5" | UP TO | 96" | BEAM | ..... | \$222.00 | D |
| WSL-C1023G*  | 22'6" | - | 23'5" | UP TO | 96" | BEAM | ..... | \$234.00 | D |
| WSL-C1023SAS | 22'6" | - | 23'5" | UP TO | 96" | BEAM | ..... | \$234.00 | D |



Westland

## WESTLAND DRIFT BOAT STYLE

|                |             |                     |       |          |   |
|----------------|-------------|---------------------|-------|----------|---|
| WSL-DB1600G    | 16'         | CLOUDBURST          | ..... | \$126.00 | D |
| WSL-DB1600XSAS | 16'         | SHARKSKIN           | ..... | \$204.00 | D |
| WSL-DB1650XSAS | 15'6"-16'5" | ALL BEAMS W/BOW BRA | ....  | \$234.00 | D |



Westland

## WESTLAND EURO V-HULL RUNABOUT STYLE

I/O G=Cloudburst silver/grey canvas. SAS=Sharkskin material.

|            |       |   |       |       |      |      |       |          |   |
|------------|-------|---|-------|-------|------|------|-------|----------|---|
| WSL-E15G*  | 14'6" | - | 15'5" | UP TO | 82"  | BEAM | ..... | \$180.00 | D |
| WSL-E16G*  | 15'6" | - | 16'5" | UP TO | 86"  | BEAM | ..... | \$186.00 | D |
| WSL-E16SAS | 15'6" | - | 16'5" | UP TO | 86"  | BEAM | ..... | \$186.00 | D |
| WSL-E17G*  | 16'6" | - | 17'5" | UP TO | 90"  | BEAM | ..... | \$194.00 | D |
| WSL-E17SAS | 16'6" | - | 17'5" | UP TO | 90"  | BEAM | ..... | \$194.00 | D |
| WSL-E18G*  | 17'6" | - | 18'5" | UP TO | 96"  | BEAM | ..... | \$203.00 | D |
| WSL-E18SAS | 17'6" | - | 18'5" | UP TO | 96"  | BEAM | ..... | \$203.00 | D |
| WSL-E19G*  | 18'6" | - | 19'5" | UP TO | 102" | BEAM | ..... | \$211.00 | D |
| WSL-E19SAS | 18'6" | - | 19'5" | UP TO | 102" | BEAM | ..... | \$211.00 | D |
| WSL-E20G*  | 19'6" | - | 20'5" | UP TO | 102" | BEAM | ..... | \$220.00 | D |
| WSL-E20SAS | 19'6" | - | 20'5" | UP TO | 102" | BEAM | ..... | \$220.00 | D |
| WSL-E21G*  | 20'6" | - | 21'5" | UP TO | 102" | BEAM | ..... | \$229.00 | D |
| WSL-E21SAS | 20'6" | - | 21'5" | UP TO | 102" | BEAM | ..... | \$229.00 | D |
| WSL-E22G*  | 21'6" | - | 22'5" | UP TO | 102" | BEAM | ..... | \$242.00 | D |
| WSL-E22SAS | 21'6" | - | 22'5" | UP TO | 102" | BEAM | ..... | \$242.00 | D |
| WSL-E23G*  | 22'6" | - | 23'5" | UP TO | 102" | BEAM | ..... | \$257.00 | D |
| WSL-E23SAS | 22'6" | - | 23'5" | UP TO | 102" | BEAM | ..... | \$257.00 | D |
| WSL-E24G*  | 23'6" | - | 24'5" | UP TO | 102" | BEAM | ..... | \$273.00 | D |
| WSL-E24SAS | 23'6" | - | 24'5" | UP TO | 102" | BEAM | ..... | \$273.00 | D |



Westland

## WESTLAND EURO V-HULL RUNABOUT STYLE

O/B with attached motro hood. G=Cloudburst silver/grey canvas. SAS=Sharkskin material.

|             |       |   |       |       |      |      |       |          |   |
|-------------|-------|---|-------|-------|------|------|-------|----------|---|
| WSL-E160G*  | 15'6" | - | 16'5" | UP TO | 86"  | BEAM | ..... | \$199.00 | D |
| WSL-E160SAS | 15'6" | - | 16'5" | UP TO | 86"  | BEAM | ..... | \$199.00 | D |
| WSL-E170G*  | 16'6" | - | 17'5" | UP TO | 90"  | BEAM | ..... | \$211.00 | D |
| WSL-E170SAS | 16'6" | - | 17'5" | UP TO | 90"  | BEAM | ..... | \$211.00 | D |
| WSL-E180G*  | 17'6" | - | 18'5" | UP TO | 96"  | BEAM | ..... | \$224.00 | D |
| WSL-E180SAS | 17'6" | - | 18'5" | UP TO | 96"  | BEAM | ..... | \$224.00 | D |
| WSL-E190G*  | 18'6" | - | 19'5" | UP TO | 102" | BEAM | ..... | \$238.00 | D |



Westland

## WESTLAND EURO CUDDY STYLE

Fits low to medium profile cuddy cabin boats with euro style integrated swim platforms. I/O G=Cloudburst silver/grey canvas. SAS=Sharkskin material.

|              |       |   |       |       |      |      |       |          |   |
|--------------|-------|---|-------|-------|------|------|-------|----------|---|
| WSL-E20CBG*  | 19'6" | - | 20'5" | UP TO | 102" | BEAM | ..... | \$256.00 | D |
| WSL-E20CBSAS | 19'6" | - | 20'5" | UP TO | 102" | BEAM | ..... | \$256.00 | D |



Westland

# BOAT COVERS / BIMINIS



Westland

## WESTLAND EURO CRUISER STYLE

I/O G=Cloudburst silver/grey canvas. SAS=Sharkskin material.

|              |                               |       |          |   |
|--------------|-------------------------------|-------|----------|---|
| WSL-E18CCG*  | EURO CRUISER COVER 18' I/O    | ..... | \$305.00 | D |
| WSL-E19CCG*  | EURO CRUISER COVER 19' I/O    | ..... | \$317.00 | D |
| WSL-E20CCG*  | 19'6" - 20'5" UP TO 102" BEAM | ..... | \$330.00 | D |
| WSL-E20CCSAS | 19'6" - 20'5" UP TO 102" BEAM | ..... | \$330.00 | D |

## WESTLAND ALUMINUM FISHING BOAT STYLE

O/B without attached motor hood. G=Cloudburst silver/grey canvas. SAS=Sharkskin material.

|             |                              |       |          |   |
|-------------|------------------------------|-------|----------|---|
| WSL-F912G*  | 11'6" - 12'5" UP TO 60" BEAM | ..... | \$100.00 | D |
| WSL-F912SAS | 11'6" - 12'5" UP TO 60" BEAM | ..... | \$100.00 | D |
| WSL-F913G*  | 12'6" - 13'5" UP TO 64" BEAM | ..... | \$106.00 | D |
| WSL-F913SAS | 12'6" - 13'5" UP TO 64" BEAM | ..... | \$106.00 | D |
| WSL-F914G*  | 13'6" - 14'5" UP TO 68" BEAM | ..... | \$113.00 | D |
| WSL-F914SAS | 13'6" - 14'5" UP TO 68" BEAM | ..... | \$113.00 | D |
| WSL-F915G*  | 14'6" - 15'5" UP TO 72" BEAM | ..... | \$119.00 | D |
| WSL-F915SAS | 14'6" - 15'5" UP TO 72" BEAM | ..... | \$119.00 | D |
| WSL-F916G*  | 15'6" - 16'5" UP TO 76" BEAM | ..... | \$127.00 | D |
| WSL-F916SAS | 15'6" - 16'5" UP TO 76" BEAM | ..... | \$127.00 | D |

Westland



## WESTLAND ALUMINUM FISHING BOAT STYLE

O/B with attached motor hood. G=Cloudburst silver/grey canvas. SAS=Sharkskin material.

|              |                              |       |          |   |
|--------------|------------------------------|-------|----------|---|
| WSL-F9120G*  | 11'6" - 12'5" UP TO 60" BEAM | ..... | \$105.00 | D |
| WSL-F9120SAS | 11'6" - 12'5" UP TO 60" BEAM | ..... | \$105.00 | D |
| WSL-F9130G*  | 12'6" - 13'5" UP TO 64" BEAM | ..... | \$112.00 | D |
| WSL-F9130SAS | 12'6" - 13'5" UP TO 64" BEAM | ..... | \$112.00 | D |
| WSL-F9140G*  | 13'6" - 14'5" UP TO 68" BEAM | ..... | \$121.00 | D |
| WSL-F9140SAS | 13'6" - 14'5" UP TO 68" BEAM | ..... | \$121.00 | D |
| WSL-F9150G*  | 14'6" - 15'5" UP TO 72" BEAM | ..... | \$130.00 | D |
| WSL-F9150SAS | 14'6" - 15'5" UP TO 72" BEAM | ..... | \$130.00 | D |
| WSL-F9160G*  | 15'6" - 16'5" UP TO 76" BEAM | ..... | \$140.00 | D |
| WSL-F9160SAS | 15'6" - 16'5" UP TO 76" BEAM | ..... | \$140.00 | D |

Westland



## WESTLAND ALUMINUM FISHING BOAT STYLE EXTRA WIDE SERIES

O/B with attached motor hood. G=Cloudburst silver/grey canvas. SAS=Sharkskin material.

|              |                              |       |          |   |
|--------------|------------------------------|-------|----------|---|
| WSL-F912EG*  | 11'6" - 12'5" UP TO 69" BEAM | ..... | \$113.00 | D |
| WSL-F912ESAS | 11'6" - 12'5" UP TO 69" BEAM | ..... | \$113.00 | D |
| WSL-F913EG*  | 12'6" - 13'5" UP TO 72" BEAM | ..... | \$122.00 | D |
| WSL-F913ESAS | 12'6" - 13'5" UP TO 72" BEAM | ..... | \$122.00 | D |
| WSL-F914EG*  | 13'6" - 14'5" UP TO 74" BEAM | ..... | \$133.00 | D |
| WSL-F914ESAS | 13'6" - 14'5" UP TO 74" BEAM | ..... | \$133.00 | D |
| WSL-F915EG*  | 14'6" - 15'5" UP TO 76" BEAM | ..... | \$144.00 | D |
| WSL-F915ESAS | 14'6" - 15'5" UP TO 76" BEAM | ..... | \$144.00 | D |
| WSL-F916EG*  | 15'6" - 16'5" UP TO 78" BEAM | ..... | \$153.00 | D |
| WSL-F916ESAS | 15'6" - 16'5" UP TO 78" BEAM | ..... | \$153.00 | D |
| WSL-F917EG*  | 16'6" - 17'5" UP TO 85" BEAM | ..... | \$162.00 | D |
| WSL-F917ESAS | 16'6" - 17'5" UP TO 85" BEAM | ..... | \$162.00 | D |

Westland



## WESTLAND CONVENTIONAL ALUMINUM BASS BOAT STYLE

O/B with attached motor hood. G=Cloudburst silver/grey canvas. SAS=Sharkskin material.

|             |                              |       |          |   |
|-------------|------------------------------|-------|----------|---|
| WSL-B417SAS | 16'6" - 17'5" UP TO 78" BEAM | ..... | \$189.00 | D |
|-------------|------------------------------|-------|----------|---|

Westland



## WESTLAND JET-SLED COVER

Jet-Sled type aluminum river boat. Cloudburst Grey Canvas.

|            |     |       |   |       |       |          |   |
|------------|-----|-------|---|-------|-------|----------|---|
| WSL-AJ116G | O/B | 15'6" | - | 15'6" | ..... | \$264.00 | D |
| WSL-AJ117G | O/B | 16'6" | - | 17'5" | ..... | \$278.00 | D |
| WSL-AJ118G | O/B | 17'6" | - | 18'5" | ..... | \$287.00 | D |
| WSL-AJ119G | O/B | 18'6" | - | 19'5" | ..... | \$295.00 | D |
| WSL-AJ120G | O/B | 19'6" | - | 20'5" | ..... | \$305.00 | D |
| WSL-AJ122G | O/B | 21'6" | - | 22'5" | ..... | \$331.00 | D |
| WSL-AJ216G | I/O | 15'6" | - | 16'5" | ..... | \$228.00 | D |
| WSL-AJ217G | I/O | 16'6" | - | 17'5" | ..... | \$238.00 | D |
| WSL-AJ218G | I/O | 17'6" | - | 18'5" | ..... | \$246.00 | D |
| WSL-AJ219G | I/B | 18'6" | - | 19'5" | ..... | \$262.00 | D |
| WSL-AJ220G | I/O | 19'6" | - | 20'5" | ..... | \$270.00 | D |
| WSL-AJ221G | I/B | 20'6" | - | 21'5" | ..... | \$282.00 | D |
| WSL-AJ222G | I/O | 21'6" | - | 22'5" | ..... | \$290.00 | D |



Westland

## WESTLAND FISHING/SKI V-HULL STYLE

O/B with attached motor hood. Fits boats with bow mounted trolling motors. G=Cloudburst silver/grey canvas. SAS=Sharkskin material.

|               |       |   |       |       |           |       |          |   |
|---------------|-------|---|-------|-------|-----------|-------|----------|---|
| WSL-FS4116G*  | 15'6" | - | 16'5" | UP TO | 86" BEAM  | ..... | \$204.00 | D |
| WSL-FS4116SAS | 15'6" | - | 16'5" | UP TO | 86" BEAM  | ..... | \$204.00 | D |
| WSL-FS4117SAS | 16'6" | - | 17'5" | UP TO | 90" BEAM  | ..... | \$215.00 | D |
| WSL-FS4118SAS | 17'6" | - | 18'5" | UP TO | 102" BEAM | ..... | \$226.00 | D |



Westland

## WESTLAND INFLATABLE SPORTBOAT COVER

Designed to accommodate boats with or without small outboard motor installed in tilt position. Cloudburst silver/grey

|             |                        |     |       |          |   |
|-------------|------------------------|-----|-------|----------|---|
| WSL-IFS09G  | STANDARD V-STYLE COVER | 9'  | ..... | \$102.00 | D |
| WSL-IFS100G | BLUNT NOSE STYLE COVER | 10' | ..... | \$107.00 | D |
| WSL-IFS10G  | STANDARD V-STYLE COVER | 10' | ..... | \$101.00 | D |
| WSL-IFS11G  | STANDARD V-STYLE COVER | 11' | ..... | \$114.00 | D |
| WSL-IFS12G  | STANDARD V-STYLE COVER | 12' | ..... | \$117.00 | D |
| WSL-IFS13G  | STANDARD V-STYLE COVER | 13' | ..... | \$128.00 | D |
| WSL-IFS14G  | STANDARD V-STYLE COVER | 14' | ..... | \$132.00 | D |
| WSL-IFS16G  | STANDARD V-STYLE COVER | 16' | ..... | \$150.00 | D |



Westland

## WESTLAND PONTOON BOAT STYLE

O/B or I/O G=Cloudburst silver/grey canvas. SAS=Sharkskin material.

|              |       |   |       |       |           |       |          |   |
|--------------|-------|---|-------|-------|-----------|-------|----------|---|
| WSL-P9616G*  | 15'6" | - | 16'5" | UP TO | 96" BEAM  | ..... | \$296.00 | D |
| WSL-P9616SAS | 15'6" | - | 16'5" | UP TO | 96" BEAM  | ..... | \$296.00 | D |
| WSL-P9618G*  | 17'6" | - | 18'5" | UP TO | 96" BEAM  | ..... | \$327.00 | D |
| WSL-P9618SAS | 17'6" | - | 18'5" | UP TO | 96" BEAM  | ..... | \$327.00 | D |
| WSL-P9620G*  | 19'6" | - | 20'5" | UP TO | 102" BEAM | ..... | \$356.00 | D |
| WSL-P9620SAS | 19'6" | - | 20'5" | UP TO | 102" BEAM | ..... | \$356.00 | D |
| WSL-P9622G*  | 21'6" | - | 22'5" | UP TO | 102" BEAM | ..... | \$386.00 | D |
| WSL-P9622SAS | 21'6" | - | 22'5" | UP TO | 102" BEAM | ..... | \$386.00 | D |
| WSL-P9624G*  | 23'6" | - | 24'5" | UP TO | 102" BEAM | ..... | \$413.00 | D |
| WSL-P9624SAS | 23'6" | - | 24'5" | UP TO | 102" BEAM | ..... | \$413.00 | D |
| WSL-P9625G*  | 24'6" | - | 25'5" | UP TO | 102" BEAM | ..... | \$426.00 | D |
| WSL-P9625SAS | 24'6" | - | 25'5" | UP TO | 102" BEAM | ..... | \$426.00 | D |



Westland

## WESTLAND LOW PROFILE SKI BOAT STYLE

O/B with attached motor hood. G=Cloudburst silver/grey canvas. SAS=Sharkskin material.

Westland



|             |       |   |       |       |     |      |       |          |   |
|-------------|-------|---|-------|-------|-----|------|-------|----------|---|
| WSL-S716G*  | 15'6" | - | 16'5" | UP TO | 84" | BEAM | ..... | \$178.00 | D |
| WSL-S716SAS | 15'6" | - | 16'5" | UP TO | 84" | BEAM | ..... | \$178.00 | D |
| WSL-S717G*  | 16'6" | - | 17'5" | UP TO | 86" | BEAM | ..... | \$184.00 | D |
| WSL-S717SAS | 16'6" | - | 17'5" | UP TO | 86" | BEAM | ..... | \$184.00 | D |
| WSL-S718G*  | 17'6" | - | 18'5" | UP TO | 90" | BEAM | ..... | \$192.00 | D |
| WSL-S718SAS | 17'6" | - | 18'5" | UP TO | 90" | BEAM | ..... | \$192.00 | D |
| WSL-S719G*  | 18'6" | - | 19'5" | UP TO | 94" | BEAM | ..... | \$200.00 | D |
| WSL-S719SAS | 18'6" | - | 19'5" | UP TO | 94" | BEAM | ..... | \$200.00 | D |

## WESTLAND LOW PROFILE SKI BOAT STYLE

I/O G=Cloudburst silver/grey canvas. SAS=Sharkskin material.

Westland



|             |       |   |       |       |     |      |       |          |   |
|-------------|-------|---|-------|-------|-----|------|-------|----------|---|
| WSL-S816G*  | 15'6" | - | 16'5" | UP TO | 84" | BEAM | ..... | \$151.00 | D |
| WSL-S817G*  | 16'6" | - | 17'5" | UP TO | 86" | BEAM | ..... | \$159.00 | D |
| WSL-S817SAS | 16'6" | - | 17'5" | UP TO | 86" | BEAM | ..... | \$159.00 | D |
| WSL-S818SAS | 17'6" | - | 18'5" | UP TO | 90" | BEAM | ..... | \$165.00 | D |
| WSL-S819G*  | 18'6" | - | 19'5" | UP TO | 94" | BEAM | ..... | \$174.00 | D |
| WSL-S819SAS | 18'6" | - | 19'5" | UP TO | 94" | BEAM | ..... | \$174.00 | D |
| WSL-S820G*  | 19'6" | - | 20'5" | UP TO | 96" | BEAM | ..... | \$183.00 | D |
| WSL-S820SAS | 19'6" | - | 20'5" | UP TO | 96" | BEAM | ..... | \$183.00 | D |
| WSL-S821SAS | 20'6" | - | 21'5" | UP TO | 96" | BEAM | ..... | \$192.00 | D |
| WSL-S822SAS | 21'6" | - | 22'5" | UP TO | 96" | BEAM | ..... | \$202.00 | D |

## WESTLAND TRI-HULL STYLE

O/B with attached motor hood. G=Cloudburst silver/grey canvas. SAS=Sharkskin material.

Westland



|             |       |   |       |       |     |      |       |          |   |
|-------------|-------|---|-------|-------|-----|------|-------|----------|---|
| WSL-T515SAS | 14'6" | - | 15'5" | UP TO | 82" | BEAM | ..... | \$177.00 | D |
| WSL-T516SAS | 15'6" | - | 16'5" | UP TO | 86" | BEAM | ..... | \$188.00 | D |
| WSL-T517G*  | 16'6" | - | 17'5" | UP TO | 90" | BEAM | ..... | \$199.00 | D |
| WSL-T517SAS | 16'6" | - | 17'5" | UP TO | 90" | BEAM | ..... | \$199.00 | D |
| WSL-T518SAS | 17'6" | - | 18'5" | UP TO | 96" | BEAM | ..... | \$213.00 | D |
| WSL-T519SAS | 18'6" | - | 19'5" | UP TO | 96" | BEAM | ..... | \$228.00 | D |
| WSL-T520SAS | 19'6" | - | 20'5" | UP TO | 96" | BEAM | ..... | \$244.00 | D |

## WESTLAND TRI-HULL STYLE

I/O G=Cloudburst silver/grey canvas. SAS=Sharkskin material.

Westland



|             |       |   |       |       |     |      |       |          |   |
|-------------|-------|---|-------|-------|-----|------|-------|----------|---|
| WSL-T615G*  | 14'6" | - | 15'5" | UP TO | 82" | BEAM | ..... | \$163.00 | D |
| WSL-T615SAS | 14'6" | - | 15'5" | UP TO | 82" | BEAM | ..... | \$163.00 | D |
| WSL-T617G*  | 16'6" | - | 17'5" | UP TO | 90" | BEAM | ..... | \$180.00 | D |
| WSL-T617SAS | 16'6" | - | 17'5" | UP TO | 90" | BEAM | ..... | \$180.00 | D |
| WSL-T618SAS | 17'6" | - | 18'5" | UP TO | 96" | BEAM | ..... | \$198.00 | D |
| WSL-T619SAS | 18'6" | - | 19'5" | UP TO | 96" | BEAM | ..... | \$219.00 | D |
| WSL-T620G*  | 19'6" | - | 20'5" | UP TO | 96" | BEAM | ..... | \$240.00 | D |
| WSL-T620SAS | 19'6" | - | 20'5" | UP TO | 96" | BEAM | ..... | \$240.00 | D |

## WESTLAND CONVENTIONAL TOURNAMENT SKI BOAT STYLE

I/O or direct drive I/B. G=Cloudburst silver/grey canvas. SAS=Sharkskin material.

Westland



|              |       |   |       |       |     |      |       |          |   |
|--------------|-------|---|-------|-------|-----|------|-------|----------|---|
| WSL-TSK19G*  | 18'6" | - | 19'5" | UP TO | 96" | BEAM | ..... | \$179.00 | D |
| WSL-TSK19SAS | 18'6" | - | 19'5" | UP TO | 96" | BEAM | ..... | \$179.00 | D |
| WSL-TSK20G*  | 19'6" | - | 20'5" | UP TO | 96" | BEAM | ..... | \$184.00 | D |
| WSL-TSK20SAS | 19'6" | - | 20'5" | UP TO | 96" | BEAM | ..... | \$184.00 | D |
| WSL-TSK21G*  | 20'6" | - | 21'5" | UP TO | 96" | BEAM | ..... | \$196.00 | D |
| WSL-TSK21SAS | 20'6" | - | 21'5" | UP TO | 96" | BEAM | ..... | \$196.00 | D |

## WESTLAND CONVENTIONAL V-HULL RUNABOUT STYLE

O/B with attached motor hood. G=Cloudburst silver/grey canvas. SAS=Sharkskin material.

|              |             |            |              |       |          |   |
|--------------|-------------|------------|--------------|-------|----------|---|
| WSL-V114G*   | 13'6"-14'5" | UP TO 78"  | BEAM         | ..... | \$154.00 | D |
| WSL-V114SAS  | 13'6"-14'5" | UP TO 78"  | BEAM         | ..... | \$154.00 | D |
| WSL-V115G*   | 14'6"-15'5" | UP TO 82"  | BEAM         | ..... | \$164.00 | D |
| WSL-V115SAS  | 14'6"-15'5" | UP TO 82"  | BEAM         | ..... | \$164.00 | D |
| WSL-V116G*   | 15'6"-16'5" | UP TO 86"  | BEAM         | ..... | \$174.00 | D |
| WSL-V116SAS  | 15'6"-16'5" | UP TO 86"  | BEAM         | ..... | \$174.00 | D |
| WSL-V116EG*  | 15'6"-16'5" | UP TO 96"  | BEAM EX WIDE |       | \$185.00 | D |
| WSL-V116ESAS | 15'6"-16'5" | UP TO 96"  | BEAM EX WIDE |       | \$185.00 | D |
| WSL-V117G*   | 16'6"-17'5" | UP TO 90"  | BEAM         | ..... | \$194.00 | D |
| WSL-V117SAS  | 16'6"-17'5" | UP TO 90"  | BEAM         | ..... | \$194.00 | D |
| WSL-V117EG*  | 16'6"-17'5" | UP TO 90"  | BEAM EX WIDE |       | \$191.00 | D |
| WSL-V117ESAS | 16'6"-17'5" | UP TO 90"  | BEAM EX WIDE |       | \$191.00 | D |
| WSL-V118G*   | 17'6"-18'5" | UP TO 96"  | BEAM         | ..... | \$205.00 | D |
| WSL-V118SAS  | 17'6"-18'5" | UP TO 96"  | BEAM         | ..... | \$205.00 | D |
| WSL-V119G*   | 18'6"-19'5" | UP TO 102" | BEAM         | ..... | \$215.00 | D |
| WSL-V119SAS  | 18'6"-19'5" | UP TO 102" | BEAM         | ..... | \$215.00 | D |
| WSL-V120G*   | 19'6"-20'5" | UP TO 102" | BEAM         | ..... | \$227.00 | D |
| WSL-V120SAS  | 19'6"-20'5" | UP TO 102" | BEAM         | ..... | \$227.00 | D |



Westland

## WESTLAND CONVENTIONAL V-HULL RUNABOUT STYLE

I/O G=Cloudburst silver/grey canvas. SAS=Sharkskin material.

|             |               |            |      |       |          |   |
|-------------|---------------|------------|------|-------|----------|---|
| WSL-V215G*  | 14'6" - 15'5" | UP TO 82"  | BEAM | ..... | \$149.00 | D |
| WSL-V215SAS | 14'6" - 15'5" | UP TO 82"  | BEAM | ..... | \$149.00 | D |
| WSL-V216SAS | 15'6" - 16'5" | UP TO 86"  | BEAM | ..... | \$152.00 | D |
| WSL-V217G*  | 16'6" - 17'5" | UP TO 90"  | BEAM | ..... | \$165.00 | D |
| WSL-V217SAS | 16'6" - 17'5" | UP TO 90"  | BEAM | ..... | \$165.00 | D |
| WSL-V218SAS | 17'6" - 18'5" | UP TO 96"  | BEAM | ..... | \$180.00 | D |
| WSL-V219G*  | 18'6" - 19'5" | UP TO 102" | BEAM | ..... | \$194.00 | D |
| WSL-V219SAS | 18'6" - 19'5" | UP TO 102" | BEAM | ..... | \$194.00 | D |
| WSL-V220G*  | 19'6" - 20'5" | UP TO 102" | BEAM | ..... | \$211.00 | D |
| WSL-V220SAS | 19'6" - 20'5" | UP TO 102" | BEAM | ..... | \$211.00 | D |
| WSL-V221G*  | 20'6" - 21'5" | UP TO 102" | BEAM | ..... | \$230.00 | D |
| WSL-V221SAS | 20'6" - 21'5" | UP TO 102" | BEAM | ..... | \$230.00 | D |
| WSL-V222G*  | 21'6" - 22'5" | UP TO 102" | BEAM | ..... | \$239.00 | D |
| WSL-V222SAS | 21'6" - 22'5" | UP TO 102" | BEAM | ..... | \$239.00 | D |
| WSL-V223SAS | 22'6" - 23'5" | UP TO 102" | BEAM | ..... | \$248.00 | D |
| WSL-V224G*  | 23'6" - 24'5" | UP TO 102" | BEAM | ..... | \$261.00 | D |
| WSL-V224SAS | 23'6" - 24'5" | UP TO 102" | BEAM | ..... | \$261.00 | D |



Westland

## WESTLAND V-HULL CUDDY CRUISER STYLE

I/O G=Cloudburst silver/grey canvas. SAS=Sharkskin material.

|               |               |            |      |       |          |   |
|---------------|---------------|------------|------|-------|----------|---|
| WSL-V220CCG*  | 19'6" - 20'5" | UP TO 102" | BEAM | ..... | \$238.00 | D |
| WSL-V220CCSAS | 19'6" - 20'5" | UP TO 102" | BEAM | ..... | \$238.00 | D |
| WSL-V221CCG*  | 20'6" - 21'5" | UP TO 102" | BEAM | ..... | \$247.00 | D |
| WSL-V221CCSAS | 20'6" - 21'5" | UP TO 102" | BEAM | ..... | \$247.00 | D |
| WSL-V222CCG*  | 21'6" - 22'5" | UP TO 102" | BEAM | ..... | \$257.00 | D |
| WSL-V222CCSAS | 21'6" - 22'5" | UP TO 102" | BEAM | ..... | \$257.00 | D |
| WSL-V223CCSAS | 22'6" - 23'5" | UP TO 102" | BEAM | ..... | \$267.00 | D |
| WSL-V224CCG*  | 23'6" - 24'5" | UP TO 102" | BEAM | ..... | \$278.00 | D |
| WSL-V224CCSAS | 23'6" - 24'5" | UP TO 102" | BEAM | ..... | \$278.00 | D |



Westland

## WESTLAND DELUXE BOAT COVERS

Deluxe cover applications. 100% polyester. Three year warranty.

**Model 1:** Fits 12' to 13'11" long. Up to 64" Beam aluminum fishing boat w/motor hood attached.

**Model 2:** Fits 15' to 16' 11" long. Up to 76" Beam aluminum fishing boat w/motor hood attached.

**Model 4:** Fits 18' to 19'11" long. Up to 102" Beam V-Hull I/O w/Bow rails up to 10" high. Conventional V-Hull open bow, Euro-Style V-Hull open bow, Family ski boats, Fish & ski.

**Model 7:** Fits 19' to 20'11" Outboard center console models. Up to 102" beam with bow rails up to 10" high with attached motor hood.

Westland



|                |         |       |          |   |
|----------------|---------|-------|----------|---|
| WSL-DLXF9130V* | MODEL 1 | ..... | \$ 98.50 | I |
| WSL-DLXF9160V* | MODEL 2 | ..... | \$120.00 | I |
| WSL-DLXV219V*  | MODEL 4 | ..... | \$156.00 | I |
| WSL-DLX020V*   | MODEL 7 | ..... | \$190.00 | I |

## ATTWOOD WEATHER READY BOAT COVERS

Covers are made of heavy duty, marine grade 100% cotton canvas fabric that has been specially treated to resist mildew and rot. Shock cord sewn into hem and 1" poly web tie down loops. Comes with shock cord and braided rope for tie down. 1 year limited warranty.

**Model 1:** 14' - 16' V-Hull fishing boat, beam to 68"

**Model 3:** 14' - 16' V-Hull/Tri-Hull runabout, beam to 90"

attwood



|          |         |       |          |   |
|----------|---------|-------|----------|---|
| ATT10260 | MODEL 1 | ..... | \$ 99.95 | D |
| ATT10264 | MODEL 3 | ..... | \$114.95 | D |

## TAYLOR BOATGUARD BOAT COVERS

BoatGuard® Boat Covers are America's best selling entry-level trailerable boat covers. Strong enough to be trailered, and are fully capable of surviving the rigors of the road.

| PART#      | MAX BEAM | LENGTH/DISCRPTION                     |
|------------|----------|---------------------------------------|
| 70190      | 96"      | 17' to 19' Tournament style bass boat |
| 70192      | 102"     | 21' to 23' V-Hull Runabout Bow Rider  |
| 70202      | 75"      | 14' to 16' Aluminum Fishing           |
| 70203      | 75"      | 14' to 16' V-Hull Runabout Bow Rider  |
| 70204      | 96"      | 16' to 19' Fish 'n Ski                |
| 70205      | 102"     | 17' to 19' V-Hull Runabout Bow Rider  |
| 70505 PLUS | 102"     | 17' to 19' V-Hull Runabout Bow Rider  |
| 70206      | 102"     | 19' to 21' V-Hull Runabout Bow Rider  |
| 70506 PLUS | 102"     | 19' to 21' V-Hull Runabout Bow Rider  |
| 70207      | 102"     | 21" to 23' Cuddy Cabin Style          |

**Plus=** Legacy™ fabric is pigment coated 3.2 oz. blue polyester with increased water and mildew repellency.

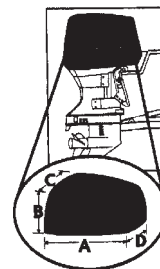
|          |         |                            |               |   |
|----------|---------|----------------------------|---------------|---|
| TAY70190 | 17'-19' | TOURNAMENT STYLE BASS BOAT | \$125.00      | D |
| TAY70192 | 21'-23' | V-HULL RUNABOUT BOW RIDER  | .\$151.00     | D |
| TAY70202 | 14'-16' | ALUMINUM FISHING           | .....\$ 99.00 | D |
| TAY70203 | 14'-16' | V-HULL RUNABOUT BOW RIDER  | .\$112.00     | D |
| TAY70204 | 16'-19' | FISH 'N SKI                | .....\$126.00 | D |
| TAY70205 | 17'-19' | V-HULL RUNABOUT BOW RIDER  | .\$124.00     | D |
| TAY70505 | 17'-19' | V-HULL RUNABOUT BOW RIDER  | .\$178.00     | D |
| TAY70206 | 19'-21' | V-HULL RUNABOUT BOW RIDER  | .\$136.00     | D |
| TAY70506 | 19'-21' | V-HULL RUNABOUT BOW RIDER  | .\$196.00     | D |
| TAY70207 | 21'-23' | CUDDY CABIN                | .....\$163.00 | D |



## WESTLAND UNIVERSAL FITTING OUTBOARD MOTOR HOODS

G=Cloudburst silver/grey canvas. SAS=Sharkskin material.

|            |   |          |             |       |          |   |
|------------|---|----------|-------------|-------|----------|---|
| WSL5034G   | 2 | CYLINDER | SMALL       | ..... | \$ 17.00 | D |
| WSL5035G   | 2 | CYLINDER | LARGE       | ..... | \$ 21.00 | D |
| WSL5036G   | 3 | CYLINDER |             | ..... | \$ 27.00 | D |
| WSL5037G   | 4 | CYLINDER | IN LINE     | ..... | \$ 28.00 | D |
| WSL5038G   | 4 | CYLINDER | V-4         | ..... | \$ 32.00 | D |
| WSL5038SAS | 4 | CYLINDER | V-4         | ..... | \$ 32.00 | D |
| WSL5039G   | 6 | CYLINDER | 60 DEGREE V | ..... | \$ 35.00 | D |
| WSL5039SAS | 6 | CYLINDER | 60 DEGREE V | ..... | \$ 35.00 | D |
| WSL5040G   | 6 | CYLINDER | 90 DEGREE V | ..... | \$ 38.00 | D |



Westland

## TAYLOR OUTBOARD MOTOR COVERS

Keep your new outboard motor looking good and protect it against harmful environmental conditions. Our outboard motor covers have been redesigned to better fit the newer cowl sizes and later model engines. Simply measure your outboard and determine those dimensions that most closely match your particular model.


|           |                    |              |       |          |
|-----------|--------------------|--------------|-------|----------|
| TAY926101 | 15"L X 12"W X 24"H | 15-45 H.P.   | ..... | \$ 13.50 |
| TAY926103 | 25"L X 17"W X 25"H | 85-115 H.P.  | ..... | \$ 19.50 |
| TAY926104 | 35"L X 17"W X 28"H | 125-235 H.P. | ..... | \$ 25.50 |



## WESTLAND BIMINI TOPS

2-Bow ST series biminis are perfect for fishing boats, inflatable boats and other small crafts. These tops can be shipped by ups. Order boot separately.

|            |           |           |       |       |          |   |
|------------|-----------|-----------|-------|-------|----------|---|
| WSL-ST57G  | 54"-60" W | 36"-42" H | 66" L | ..... | \$150.00 | D |
| WSL-ST57VW | 54"-60" W | 36"-42" H | 66" L | ..... | \$169.00 | D |
| WSL-ST63G  | 61"-66" W | 36"-42" H | 66" L | ..... | \$155.00 | D |
| WSL-ST63VW | 61"-66" W | 36"-42" H | 66" L | ..... | \$174.00 | D |
| WSL-ST69G  | 67"-72" W | 36"-42" H | 66" L | ..... | \$159.00 | D |
| WSL-ST69VW | 67"-72" W | 36"-42" H | 66" L | ..... | \$180.00 | D |
| WSL-ST75G  | 73"-78" W | 36"-42" H | 66" L | ..... | \$164.00 | D |
| WSL-ST75VW | 73"-78" W | 36"-42" H | 66" L | ..... | \$185.00 | D |




Westland

PHOENIX ONLY

## WESTLAND BIMINI TOPS

White Vinyl 3-Bow series biminis. These bimini tops can be shipped by UPS. Order boot separately.

|           |           |           |       |       |          |   |
|-----------|-----------|-----------|-------|-------|----------|---|
| WSL3663VW | 61"-66" W | 30"-36" H | 72" L | ..... | \$207.00 | D |
| WSL3669VW | 67"-72" W | 30"-36" H | 72" L | ..... | \$217.00 | D |
| WSL3675VW | 73"-78" W | 30"-36" H | 72" L | ..... | \$227.00 | D |
| WSL3681VW | 79"-84" W | 30"-36" H | 72" L | ..... | \$237.00 | D |
| WSL4669VW | 67"-72" W | 40"-46" H | 72" L | ..... | \$228.00 | D |
| WSL4675VW | 73"-78" W | 40"-46" H | 72" L | ..... | \$239.00 | D |




Westland

PHOENIX ONLY

**WESTLAND WHITE VINYL BIMINI TOPS**

White Vinyl 3-Bow series biminis. These bimini tops must be shipped by truck. boot included.

Westland



|            |         |           |       |         |          |   |
|------------|---------|-----------|-------|---------|----------|---|
| WSL3663BVW | 61"-66" | W 30"-36" | H 72" | L ..... | \$234.00 | D |
| WSL3669BVW | 67"-72" | W 30"-36" | H 72" | L ..... | \$245.00 | D |
| WSL3675BVW | 73"-78" | W 30"-36" | H 72" | L ..... | \$240.00 | D |
| WSL3681BVW | 79"-84" | W 30"-36" | H 72" | L ..... | \$268.00 | D |
| WSL3687BVW | 85"-90" | W 30"-36" | H 72" | L ..... | \$274.00 | D |
| WSL3693BVW | 91"-96" | W 30"-36" | H 72" | L ..... | \$293.00 | D |
| WSL4669BVW | 67"-72" | W 40"-46" | H 72" | L ..... | \$256.00 | D |
| WSL4675BVW | 73"-78" | W 40"-46" | H 72" | L ..... | \$269.00 | D |
| WSL4687BVW | 85"-95" | W 41"-46" | H 72" | L ..... | \$261.00 | D |
| WSL4893BVW | 91"-96" | W 48"-54" | H 96" | L ..... | \$306.00 | D |

PHOENIX ONLY

**WESTLAND COLORED SUNBRELLA® BIMINI TOPS**

Colored Sunbrella® biminis. These bimini tops must be shipped by truck. boot included. Weight: 9.25 oz per square yard. Colors: 6 brilliant colors to choose from. Fabric: 100% acrylic. Features: Sunbrella® is undoubtedly the longest-lasting boat cover and top fabric made. This premium synthetic material is solution dyed so the brilliant colors are as fade-proof as you can get. Sunbrella® is strong, water repellent, and resists mildewing. It's renowned for prolonging(preventing) sun rot from the ultra violet rays. Westland's Sunbrella® is used on boats from dinghies to yachts.

\*\*\*Specify color by adding the "color code" to the end of the part number.\*\*\*  
e.g. A "LOGO RED" bimini = WSL3663ALR

- ALR = LOGO RED
- ABL = PACIFIC BLUE
- ABU = BURGANDY
- AGR = CADET GREY
- ATOS = TOAST
- APER = PERSIAN GREEN

Westland

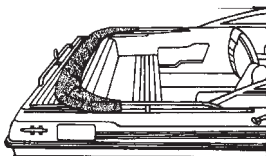


|         |       |          |       |       |         |           |   |
|---------|-------|----------|-------|-------|---------|-----------|---|
| WSL3581 | 4 BOW | 79"- 84" | W 35" | H 96" | L ..... | \$442.00  | D |
| WSL3587 | 4 BOW | 85"- 90" | W 35" | H 96" | L ..... | \$462.00  | D |
| WSL3657 | 3 BOW | 54"- 60" | W 30" | - 36" | H 72"   | L\$286.00 | D |
| WSL3663 | 3 BOW | 61"- 66" | W 30" | - 36" | H 72"   | L\$301.00 | D |
| WSL3669 | 3 BOW | 69"- 72" | W 30" | - 36" | H 72"   | L\$317.00 | D |
| WSL3675 | 3 BOW | 73"- 78" | W 30" | - 36" | H 72"   | L\$334.00 | D |
| WSL3681 | 3 BOW | 79"- 84" | W 30" | - 36" | H 72"   | L\$350.00 | D |
| WSL3687 | 3 BOW | 85"- 90" | W 30" | - 36" | H 72"   | L\$368.00 | D |
| WSL4887 | 4 BOW | 85"- 95" | W 48" | - 54" | H 96"   | L\$479.00 | D |
| WSL4893 | 4 BOW | 91"- 96" | W 48" | - 54" | H 96"   | L\$479.00 | D |

PHOENIX ONLY

**WESTLAND BOAT TOP STORAGE BOOTS**

Westland



|            |         |                   |          |   |
|------------|---------|-------------------|----------|---|
| WSL-TB63VW | 61"-66" | WHITE VINYL ..... | \$ 43.00 | D |
| WSL-TB69VW | 67"-72" | WHITE VINYL ..... | \$ 43.00 | D |
| WSL-TB75VW | 73"-78" | WHITE VINYL ..... | \$ 43.00 | D |
| WSL-TB81VW | 79"-84" | WHITE VINYL ..... | \$ 43.00 | D |
| WSL-TB93VW | 91"-96" | WHITE VINYL ..... | \$ 43.00 | D |

PHOENIX ONLY

## INCOM MFG. BIMINI TOP/BOAT COVER BANDAGE

Excellent resistance to tearing in any direction, very aggressive adhesive, works on damp covers. Transparent color suitable for any cover. Tape is light weight and flexible.

LFS-RE3868 REPAIR TAPE 3" X 15' ROLL .....\$ 14.20



## TAYLOR DOT TYPE FASTENERS

Standard snap-on and snap-off design. Snaps on and off in any direction.

|           |                          |                |       |
|-----------|--------------------------|----------------|-------|
| TAY401    | FEMALE - FOR CLOTH SIDE. | 6 SETS ..\$    | 5.09  |
| TAY100401 | FEMALE 401 BULK PACK -   | 100 SETS ..\$  | 65.95 |
| TAY402    | MALE ON WOOD SCREW.      | 6 SETS .....   | 5.69  |
| TAY100402 | MALE 402 BULK PACK -     | 100 SETS ..... | 63.95 |
| TAY403    | MALE - FOR CLOTH SIDE.   | 6 SETS .....   | 5.09  |
| TAY100403 | MALE 403 BULK PACK -     | 100 SETS ..... | 42.00 |
| TAY404    | MALE ON MACHINE SCREW.   | 4 SETS .....   | 4.49  |



## TAYLOR LIFT THE DOT FASTENERS

Push down on the dot to lock. Lift up on the dot to release. Specially designed for maximum grip and easy release.

|         |                        |              |         |
|---------|------------------------|--------------|---------|
| TAY201* | FEMALE - FOR CLOTH.    | 3 SETS ..... | \$ 5.99 |
| TAY202* | MALE - FOR CLOTH.      | 4 SETS ..... | \$ 9.99 |
| TAY203* | MALE ON MACHINE SCREW. | 4 SETS ..... | \$ 5.20 |
| TAY204* | MALE ON WOOD SCREW.    | 4 SETS ..... | \$ 6.59 |



## TAYLOR PULL THE DOT FASTENERS

Push down on the dot to lock. Lift up on the dot to release. Specially designed for extra holding power. Releases only in the direction of the dot.

|           |                     |                |          |
|-----------|---------------------|----------------|----------|
| TAY16401  | FEMALE - FOR CLOTH. | 4 SETS .....   | \$ 6.89  |
| TAY116401 | FEMALE BULK PACK.   | 100 SETS ..... | \$137.95 |
| TAY16402  | MALE ON WOOD SCREW. | 4 SETS .....   | \$ 4.79  |
| TAY116402 | MALE BULK PACK.     | 100 SETS ..... | \$111.95 |
| TAY16403  | MALE - FOR CLOTH .  | 4 SETS .....   | \$ 3.89  |
| TAY116403 | MALE BULK PACK .    | 100 SETS ..... | \$ 61.95 |



## TAYLOR STRETCH-A-SNAP

These great snaps let you "s t r e t c h" your boat cover to reach those hard to get to snaps.

TAY406 STRETCH A SNAP 4PK .....\$ 7.89



## TAYLOR "DOT" TYPE FASTENER TOOL

Easy to use, complete instructions included.

TAY1360 FASTENER TOOL .....\$ 5.69



## TAYLOR E-Z GROMMET SET

Perfect for boat covers, tarps, tents, and any fabric. Installs #2 size grommets with 3/8" hole. Set contains hole punch, setting tool, and 18 #2 brass grommets and washers.

|         |                                       |          |
|---------|---------------------------------------|----------|
| TAY1365 | EZ GROMMET SET .....                  | \$ 17.80 |
| TAY1231 | #2 GROMMETS AND WASHERS 12 SETS ..... | \$ 4.79  |



## IRONWOOD PACIFIC TOP SNAPPER CANVAS REPAIR KIT

Pocket-sized canvas snap kit saves you time and money. Contains everything a boater needs to make boat canvas repairs. Plastic case will float – even when full of canvas snaps. Sports a handy lanyard. Includes replacement snaps, snap-setting tool and Snap lube. Ideal companion to the Top-Snapper Canvas Snap Tool.

IWP008.3 TOP SNAPPER CANVAS REPAIR ..... \$ 21.75

## STARBRITE SNAP KIT




Excellent for do-it-yourself snap installation and replacement. Contains a complete assortment of snap components. Comes complete with easy to use assembly tool. Snaps feature marine grade stainless steel and brass construction. Every boater or Rv'er needs this kit as all covers lose their snaps thru wear and tear. No more need to bring your canvas to the shop for repair. Just do it on the spot, as you will have all the buttons, snaps and tools you need.

STR88601 SNAP KIT ASSORTMENT ..... \$ 25.00

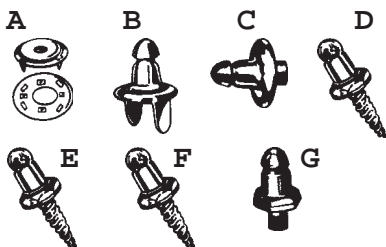
## SEA-DOG CANVAS FASTENERS

Nickel plated brass.



|             |                                      |          |
|-------------|--------------------------------------|----------|
| SEA299101-1 | (A) 7/32" SOCKET 3/SET .....         | \$ 5.50  |
| SEA299102-1 | (B) 2 PRONG CINCH STUD 4/SET .....   | \$ 6.50  |
| SEA299103-1 | (C) EYELET TYPE STUD 4/SET .....     | \$ 5.50  |
| SEA299104-1 | (D) #8 STUD X 1/2" 5/SET .....       | \$ 6.50  |
| SEA299105-1 | (E) #8 STUD X 3/8" 5/SET .....       | \$ 6.25  |
| SEA299106-1 | (F) #8 STUD X 5/8" 5/SET .....       | \$ 6.25  |
| SEA299107-1 | (G) 8-32 X 3/8" STUD 5/SET .....     | \$ 6.00  |
| SEA299108-1 | (H) SNAP CAP & SOCKET 1/4" 6/SET ..  | \$ 5.50  |
| SEA299109-1 | (I) SNAP CAP & SOCKET 5/16" 6/SET .  | \$ 5.50  |
| SEA299110-1 | (J) SNAP STUD & POST 1/4" 6/SET....  | \$ 5.50  |
| SEA299111-1 | (K) #8 STUD X 3/8" 6/SET .....       | \$ 5.50  |
| SEA299112-1 | (L) #8 STUD X 5/8" 6/SET .....       | \$ 5.50  |
| SEA299115-1 | (M) 10-32 STUD X 3/8" 5/SET .....    | \$ 7.00  |
| SEA299116-1 | (N) SNAP TURN BUCKLE 2/SET .....     | \$ 5.50  |
| SEA299117-1 | (O) SNAP TURN BUCKLE.CLINCH TYPE (2) | \$ 5.50  |
| SEA299118-1 | (P) SNAP TURN BUCKLE EYELET 2/SET .  | \$ 5.50  |
| SEA299119-1 | (Q) SNAP TURN BKL. #7 X 5/8" 2/SET   | \$ 6.50  |
| SEA299120-1 | (R) CANVAS SNAP HAND PUNCH & BASE .  | \$ 12.95 |
| SEA299124-1 | (S) S.S. WINDSHIELD CLIP 3/4" 4/SET  | \$ 5.50  |
| SEA299125-1 | (T) S.S. WINDSHIELD CLIP 7/8" 4/SET  | \$ 5.50  |

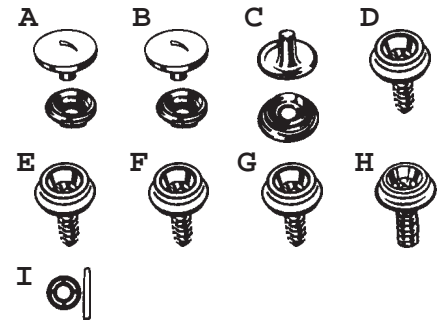
## S & J CANVAS FASTENERS



|           |                                     |         |   |
|-----------|-------------------------------------|---------|---|
| SNJ560011 | (A)SOCKET & CLINCH PLATE 3/PKG..... | \$ 6.69 | G |
| SNJ560021 | (B)STUD & CLINCH PLATE 4/PKG.....   | \$ 6.69 | G |
| SNJ560031 | (C)EYELET STUD & WASHER 4/PKG.....  | \$ 6.69 | G |
| SNJ560041 | (D)STUD,#8 WOOD SCREW 5/PKG.....    | \$ 6.69 | G |
| SNJ560051 | (E)STUD,#8 X 3/8" METAL SCREW 5/PKG | \$ 6.69 | G |
| SNJ560061 | (F)STUD,#8 X 5/8" METAL SCREW 5/PKG | \$ 6.69 | G |
| SNJ560071 | (G)STUD,#8-32 X 3/8" 5/PKG .....    | \$ 6.69 | G |

**S & J SNAP CANVAS FASTENERS**

|           |                                       |         |
|-----------|---------------------------------------|---------|
| SNJ560081 | (A) 1/4 BARREL & SOCKET 6/PKG.....\$  | 6.69 G  |
| SNJ560091 | (B) 11/64 BARREL & SOCKET 6/PKG....\$ | 6.69 G  |
| SNJ560101 | (C) STUD EYELET 10 6/PKG .....        | 6.69 G  |
| SNJ560111 | (D) STUD,#8-15 SMS 6/PKG .....        | 6.69 G  |
| SNJ560121 | (E) STUD,#8-15 SMS 6/PKG .....        | 6.69 G  |
| SNJ560131 | (F) STUD,#7 X 3/8" WOOD SCREW 6/PKG\$ | 6.69 G  |
| SNJ560141 | (G) STUD,#7 X 5/8" WOOD SCREW 6/PKG\$ | 6.69 G  |
| SNJ560151 | (H) STUD, 10-32 X 3/8" 5/PKG .....    | 6.69 G  |
| SNJ560201 | (I) HAND PUNCH & BASE .....           | 14.53 G |




**S & J TWIST & CURTAIN FASTENERS**

|           |                                      |        |
|-----------|--------------------------------------|--------|
| SNJ560161 | (J) TWIST STUD TWO HOLE 2/PKG.....\$ | 6.69 G |
| SNJ560171 | (K) DOUBLE PRONG TWIST 2/PKG .....   | 6.69 G |
| SNJ560181 | (L) EYELET & WASHER 4/PKG .....      | 6.69 G |
| SNJ560191 | TWIST STUD TOOL SET 2/PKG .....      | 6.69 G |



**S & J SCREW SNAP CAPS**

|           |                               |        |
|-----------|-------------------------------|--------|
| SNJ610011 | #6 & #8 WHITE 10/PKG.....\$   | 2.72 G |
| SNJ610061 | #6 & #8 MAHOGANY 10/PKG ..... | 2.72 G |
| SNJ610111 | #6 & #8 BLACK 10/PKG.....\$   | 2.72 G |
| SNJ610121 | #10 & #12 WHITE 10/PKG .....  | 2.72 G |
| SNJ610221 | #10 & #12 BLACK 10/PKG .....  | 2.72 G |



**IRONWOOD PACIFIC TOP SNAPPER**

Makes fastening your boat canvas a snap!  
 The principle behind putting up and removing boat canvas is simple - tops and side curtains are supposed to simply snap on and snap off. But if you've fastened many canvas snaps before, you know that the job is seldom that easy. Canvas shrinks, snaps corrode, and aligning and snapping the two halves of a snap can quickly become a two person job. The Top-Snapper® snap tool is the perfect solution.

|          |                   |          |
|----------|-------------------|----------|
| IWP008.1 | TOP SNAPPER ..... | \$ 20.50 |
|----------|-------------------|----------|



**TAYLOR JAW SLIDE**

|           |                             |          |
|-----------|-----------------------------|----------|
| TAY11210  | 7/8" ZAMAK PR. ....         | \$ 11.20 |
| TAY11712* | 7/8" WHITE PLASTIC PR. .... | \$ 4.09  |
| TAY1209   | 3/4" ZAMAK PR. ....         | \$ 10.70 |
| TAY11709* | 3/4" BLACK PLASTIC PR. .... | \$ 4.09  |
| TAY11710* | 3/4" WHITE PLASTIC PR. .... | \$ 4.09  |



**TAYLOR DECK HINGE**

Designed to mount horizontally.

|         |                |          |
|---------|----------------|----------|
| TAY1204 | ZAMAC PR. .... | \$ 10.30 |
|---------|----------------|----------|



**TAYLOR SIDE MOUNT DECK HINGE**

Designed to mount vertically on side walls.

|           |                        |          |
|-----------|------------------------|----------|
| TAY1205   | ZAMAC PR. ....         | \$ 10.70 |
| TAY11722* | WHITE PLASTIC PR. .... | \$ 2.89  |



## TAYLOR EXTERNAL EYE END

|           |                             |          |
|-----------|-----------------------------|----------|
| TAY11206  | 7/8" ZAMAC PR. ....         | \$ 10.35 |
| TAY1203   | 3/4" ZAMAC PR. ....         | \$ 9.19  |
| TAY11705* | 3/4" BLACK PLASTIC PR. .... | \$ 3.19  |



## TAYLOR INTERNAL EYE END

|           |                             |         |
|-----------|-----------------------------|---------|
| TAY11207  | 7/8" ZAMAC PR. ....         | \$ 6.59 |
| TAY11704* | 7/8" WHITE PLASTIC PR. .... | \$ 2.39 |
| TAY1202   | 3/4" ZAMAC PR. ....         | \$ 5.89 |



## SEA-DOG PAD EYE

|             |                                        |         |
|-------------|----------------------------------------|---------|
| SEA081270-1 | 5/16" X 3/8" EYE BRONZE FINISH.....    | \$ 3.50 |
| SEA081271-1 | 3/8" X 1/2" BRONZE .....               | \$ 5.00 |
| SEA081275-1 | 5/16" X 3/8" EYE CHROME FINISH PR. \$  | 4.00    |
| SEA081276-1 | 3/8" X 1/2" EYE CHROME FINISH.....     | \$ 6.40 |
| SEA081280-1 | 13/16" X 3/4" POLISHED CAST BRASS . \$ | 6.80    |



## SEA-DOG NYLON PAD EYES - 5 PACK

|             |                             |         |
|-------------|-----------------------------|---------|
| SEA081310-1 | 3/8" X 1/2" EYE BLACK ..... | \$ 2.15 |
| SEA081311-1 | 3/8" X 1/2" EYE WHITE.....  | \$ 2.15 |



## TAYLOR EYE STRAPS

|           |                                       |         |
|-----------|---------------------------------------|---------|
| TAY1225*  | 1 1/2"L X 5/16"EYE ZAMAC PR. ....     | \$ 4.59 |
| TAY11713* | 1 7/8"L X 1/2"EYE BLK PLASTIC 4 PER\$ | 2.49    |



## TAYLOR LASHING HOOKS - 4 PACK

|           |                                     |         |
|-----------|-------------------------------------|---------|
| TAY11727* | 2 HOLE 5/16" L - BLACK PLASTIC..... | \$ 2.39 |
|-----------|-------------------------------------|---------|



## SEA-DOG LASHING HOOKS - 5 PACK

Injection molded nylon.

|             |                                     |         |
|-------------|-------------------------------------|---------|
| SEA671420-1 | 7/8" L X 3/4" W X 5/8" H BLACK..... | \$ 2.15 |
| SEA671421-1 | 7/8" L X 3/4" W X 5/8" H WHITE..... | \$ 2.15 |



## TAYLOR SLIDE ASSEMBLIES

Fold your top behind your rear seat. Easy installation. Fits most deck hinges. Sold in pairs. Non locking.

|           |                      |          |
|-----------|----------------------|----------|
| TAY993018 | 18" SLIDE ASSY. .... | \$ 22.75 |
| TAY993030 | 30" SLIDE ASSY. .... | \$ 28.25 |



## TAYLOR NYLON SLIDES

Replacement nylon slides for slide assemblies. Sold in pairs.

|         |                          |         |
|---------|--------------------------|---------|
| TAY5854 | REPL. NYLON SLIDES ..... | \$ 1.99 |
|---------|--------------------------|---------|



## TAYLOR SLIDE TRACK END CAP

TAY5962 ZAMAC END CAPS PR. ....\$ 7.69



## SEA-DOG OUTSIDE EYE END

SEA273100-1 7/8" BLACK PR. ....\$ 3.75  
 SEA273101-1 7/8" WHITE PR. ....\$ 3.75  
 SEA273110-1 3/4" BLACK PR. ....\$ 3.05  
 SEA273111-1 3/4" WHITE PR. ....\$ 3.05



SEA-DOG

## SEA-DOG JAW SLIDE

SEA273160-1 7/8" BLACK PR. ....\$ 4.25  
 SEA273161-1 7/8" WHITE PR. ....\$ 4.35  
 SEA273165-1 3/4" BLACK PR. ....\$ 3.85  
 SEA273166-1 3/4" WHITE PR. ....\$ 3.85



SEA-DOG

## SEA-DOG INSIDE EYE END SQUARE

SEA273580-1 7/8" BLACK PR. FITS 1" TUBING.....\$ 2.50  
 SEA273581-1 7/8" WHITE PR. FITS 1" TUBING.....\$ 2.50



SEA-DOG

## SEA-DOG SQUARE TUBE TOP SLIDE

Injection molded nylon.

SEA273560-1 BLACK FITS 1" SQ. TUBING PR. ....\$ 4.15  
 SEA273561-1 WHITE FITS 1" SQ. TUBING PR. ....\$ 4.15



SEA-DOG

## SEA-DOG SIDE MOUNT

SEA273250-1 2 HOLE BLACK PR. ....\$ 2.85  
 SEA273251-1 2 HOLE WHITE PR. ....\$ 2.95



SEA-DOG

## SEA-DOG HEAVY DUTY SIDE MOUNT DECK HINGE

SEA273255-1 BLACK 4 HOLE PR. ....\$ 4.30  
 SEA273256-1 WHITE 4 HOLE PR. ....\$ 4.30



SEA-DOG

## SEA-DOG SIDE MOUNT SLIDE

SEA273260-1 FITS .850 TRACK/BLACK PR. ....\$ 5.75  
 SEA273261-1 FITS .850 TRACK/WHITE PR. ....\$ 5.75  
 SEA273265-1 FITS 1.050 TRACK/BLACK PR. ....\$ 7.85  
 SEA273266-1 FITS 1.050 TRACK/WHITE PR. ....\$ 7.85



SEA-DOG

## SEA-DOG SLIDE LOCK W/FILLISTER HEAD SCREW

SEA273295-1 FOR .850 TRACK/BLACK PR. ....\$ 2.70  
 SEA273296-1 FOR .850 TRACK/WHITE PR. ....\$ 2.70



SEA-DOG

## SEA-DOG LARGE DECK HINGE

SEA273200-1 BLACK PR. 13/16" X 2-7/16" ....\$ 3.25  
 SEA273201-1 WHITE PR. 13/16" X 2-7/16" ....\$ 3.25  
 SEA273230-1 ANGLED/BLACK PR. 7/8" X 2-7/16" ....\$ 3.15  
 SEA273231-1 ANGLED/WHITE PR. 7/8" X 2-7/16" ....\$ 3.15



SEA-DOG



SEA273205-1

## SEA-DOG SMALL DECK HINGE

|             |           |                 |         |      |
|-------------|-----------|-----------------|---------|------|
| SEA273205-1 | BLACK PR. | 13/16" X 2-3/8" | .....\$ | 3.05 |
| SEA273206-1 | WHITE PR. | 13/16" X 2-3/8" | .....\$ | 3.05 |



SEA273175-1

## SEA-DOG INSIDE EYE END

|             |                |         |      |
|-------------|----------------|---------|------|
| SEA273175-1 | 3/4" BLACK PR. | .....\$ | 1.90 |
| SEA273176-1 | 3/4" WHITE PR. | .....\$ | 1.90 |
| SEA273180-1 | 7/8" BLACK PR. | .....\$ | 1.90 |
| SEA273181-1 | 7/8" WHITE PR. | .....\$ | 1.90 |



SEA273350-1

## SEA-DOG CANVAS TOP FITTINGS

Injection molded nylon.

|             |                                    |      |      |
|-------------|------------------------------------|------|------|
| SEA273350-1 | 90 DEG. INSIDE EYE END BLACK PR.   | ..\$ | 2.80 |
| SEA273351-1 | 90 DEG. INSIDE EYE END WHITE PR.   | ..\$ | 2.80 |
| SEA273369-1 | 90 DEG. INSIDE EYE BRKT. BLACK PR. | \$   | 2.70 |
| SEA273370-1 | 90 DEG. INSIDE EYE BRKT. WHITE PR. | \$   | 2.70 |



SEA273220-1

## SEA-DOG TRACK SLIDE

|             |                          |         |      |
|-------------|--------------------------|---------|------|
| SEA273220-1 | FOR .850 TRACK/BLACK PR. | .....\$ | 1.90 |
| SEA273221-1 | FOR .850 TRACK/WHITE PR. | .....\$ | 1.90 |



SEA273270-1

## SEA-DOG DECK HINGE/SLIDE COMBINATION

|             |                          |         |      |
|-------------|--------------------------|---------|------|
| SEA273270-1 | FOR .850 TRACK/BLACK PR. | .....\$ | 5.75 |
| SEA273271-1 | FOR .850 TRACK/WHITE PR. | .....\$ | 5.75 |



SEA273280

## SEA-DOG DECK HINGE/SLIDE LOCK COMBINATION

|             |                                   |         |      |
|-------------|-----------------------------------|---------|------|
| SEA273280   | FOR .850 RIGHT SIDE/BLACK BULK EA | ..\$    | 2.75 |
| SEA273281   | FOR .850 RIGHT SIDE/WHITE BULK EA | ..\$    | 2.75 |
| SEA273290   | FOR .850 LEFT SIDE/BLACK BULK EA  | ..\$    | 2.75 |
| SEA273291   | FOR .850 LEFT SIDE/WHITE BULK EA  | ..\$    | 2.75 |
| SEA273285-1 | FOR .850 PORT/STBD BLACK (PR)     | .....\$ | 6.25 |
| SEA273286-1 | FOR .850 PORT/STBD WHITE (PR)     | .....\$ | 6.25 |



SEA273240-1

## SEA-DOG RAIL HINGE

|             |                         |         |      |
|-------------|-------------------------|---------|------|
| SEA273240-1 | FOR 7/8" RAIL/BLACK PR. | .....\$ | 4.75 |
| SEA273241-1 | FOR 7/8" RAIL/WHITE PR. | .....\$ | 4.75 |



SEA273298-1

## SEA-DOG NYLON HEAD SCREW

Fits all side mounts and deck hinges. 1/4" 20 thread.

|             |                 |         |      |
|-------------|-----------------|---------|------|
| SEA273298-1 | BLACK SCREW PR. | .....\$ | 1.90 |
| SEA273299-1 | WHITE SCREW PR. | .....\$ | 1.90 |



SEA273568-1

## SEA-DOG HEAD SCREW

1/4-28 x 3/4"

|             |            |         |      |
|-------------|------------|---------|------|
| SEA273568-1 | BLACK KNOB | .....\$ | 3.00 |
|-------------|------------|---------|------|

## SEA-DOG STAND OFF

|             |                                   |         |
|-------------|-----------------------------------|---------|
| SEA324350-1 | 1/4" BALL & SOCKET/BLACK PR. .... | \$ 1.80 |
| SEA324355-1 | 1/2" BALL & SOCKET/BLACK PR. .... | \$ 1.80 |



## SEA-DOG JAW SLIDES

|             |                     |         |
|-------------|---------------------|---------|
| SEA273565-1 | 3/4" BLACK PR. .... | \$ 5.10 |
|-------------|---------------------|---------|



## SEA-DOG SLIDE BRACKET

Injection molded nylon

|             |                         |         |
|-------------|-------------------------|---------|
| SEA273660-1 | 2-3/8" LONG BLACK ..... | \$ 2.70 |
| SEA273665-1 | 6" LONG BLACK .....     | \$ 3.95 |



## WESTLAND STRAIGHT MOUNT DECK HINGE

|         |                 |            |
|---------|-----------------|------------|
| WSL7027 | CHROME PR. .... | \$ 12.00 D |
|---------|-----------------|------------|



Westland

## WESTLAND STAINLESS RADIUS/RAIL MOUNT W/ PIN

|         |                                        |         |
|---------|----------------------------------------|---------|
| WSL7091 | STAINLESS STEEL SIDE RAIL MOUNT PR. \$ | 15.00 D |
|---------|----------------------------------------|---------|



Westland

## WESTLAND STRAIGHT MOUNT DECK HINGE/KNOB

|         |                       |           |
|---------|-----------------------|-----------|
| WSL7019 | NYLON W/KNOB PR. .... | \$ 6.00 D |
|---------|-----------------------|-----------|



Westland

## WESTLAND SLIDE TRACK MOUNT DECK HINGE W/ KNOB

|         |                                 |           |
|---------|---------------------------------|-----------|
| WSL7029 | TRACK - NYLON W/KNOB - PR. .... | \$ 4.00 D |
|---------|---------------------------------|-----------|



Westland

## WESTLAND SIDE MOUNT DECK HINGE W/KNOB

|         |                         |            |
|---------|-------------------------|------------|
| WSL7026 | CHROME PR. W/KNOB ..... | \$ 10.00 D |
|---------|-------------------------|------------|



Westland

## WESTLAND OUTSIDE EYE ENDS

|         |                      |            |
|---------|----------------------|------------|
| WSL7081 | 3/4" CHROME PR. .... | \$ 10.00 D |
| WSL7033 | 7/8" CHROME PR. .... | \$ 8.00 D  |



Westland

## WESTLAND INSIDE EYE ENDS

|         |                       |           |
|---------|-----------------------|-----------|
| WSL7024 | 7/8" PLASTIC PR. .... | \$ 4.00 D |
|---------|-----------------------|-----------|



Westland

## WESTLAND JAWSLIDES

|         |                       |            |
|---------|-----------------------|------------|
| WSL7022 | 3/4" CHROME PR. ....  | \$ 10.00 D |
| WSL7034 | 7/8" CHROME PR. ....  | \$ 8.00 D  |
| WSL7025 | 7/8" PLASTIC PR. .... | \$ 5.00 D  |



Westland

## WESTLAND EYE STRAP

|         |                 |           |
|---------|-----------------|-----------|
| WSL7031 | CHROME PR. .... | \$ 4.00 D |
|---------|-----------------|-----------|



Westland

Westland



### WESTLAND QUICK PIN

WSL7080 STAINLESS PR. .... \$ 10.00 D

Westland



### WESTLAND MOUNT KNOB

WSL7085 1/4"/20 SCREW PR. .... \$ 4.00 D

Westland



### WESTLAND UNI-MOUNTS

The uni mount provides a solid base to install conventional radius or deck top mounts at any angle necessary for a strong, positive, neat and clean installation. Stainless steel mounting screws are included.

WSL7099 UNI-MOUNT KIT .... \$ 14.00 D

SEA-DOG



### SEA-DOG CHROME EYE END

7/8" Die cast zinc chrome plated

SEA276100-1 CHROME 7/8" EXTERNAL EYE END ..... \$ 5.50

SEA-DOG



### SEA-DOG INTERNAL CHROME EYE END

For 7/8" Bimini tops. Die cast zinc chrome plated.

SEA276180-1 CHROME 7/8" INTERNAL EYE END ..... \$ 4.50

SEA-DOG



### SEA-DOG CHROME JAW SLIDE

7/8" Die cast zinc chrome plated.

SEA276160-1 CHROME 7/8" JAW SLIDE ..... \$ 6.50

SEA-DOG



### SEA-DOG CHROME DECK HINGE

Die cast zinc chrome plated. Available in both top and side mount.

SEA276200-1 TOP MOUNT 3-1/4" X 2-1/4" ..... \$ 5.00  
SEA276250-1 SIDE MOUNT 1" X 2" ..... \$ 4.25

SEA-DOG



### SEA-DOG STAINLESS TOP CAP

SEA270100-1 7/8" TUBE 1/4" PIN SIZE ..... \$ 6.35  
SEA270101-1 1" TUBE 1/4" PIN SIZE ..... \$ 6.85  
SEA270111-1 1" TUBE 5/16" PIN SIZE ..... \$ 9.30

SEA-DOG



### SEA-DOG STAINLESS TOP SLIDE WITH BOLT

SEA270160-1 7/8" TUBE 1/4" PIN SIZE ..... \$ 7.20  
SEA270161-1 1" TUBE 1/4" PIN SIZE ..... \$ 8.25

SEA-DOG



### SEA-DOG STAINLESS TOP INSERT

SEA270175-1 3/4" TUBE 1/4" PIN SIZE ..... \$ 6.15  
SEA270180-1 7/8" TUBE 1/4" PIN SIZE ..... \$ 7.10

## SEA-DOG STAINLESS DECK HINGE FITTINGS

Standard pin size 1/4". HD pin size 5/16".

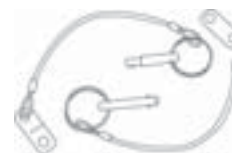
|             |                                          |          |
|-------------|------------------------------------------|----------|
| SEA270200-1 | DECK HINGE 3/4" X 2 1/4" .....           | \$ 6.65  |
| SEA270205-1 | H.D.DECK HINGE 2" X 2 1/16" .....        | \$ 7.35  |
| SEA270210-1 | HINGE W/REM PIN 3/4" X 2 1/4" .....      | \$ 10.20 |
| SEA270230-1 | ANGLE BASE HINGE 3/4" X 2 1/4" .....     | \$ 7.65  |
| SEA270235-1 | ANGLE HINGE REM. PIN 3/4" X 2 1/4" ..... | \$ 7.70  |
| SEA270240-1 | CONCAVE BASE 3/4" X 2 1/4" .....         | \$ 7.60  |
| SEA270245-1 | CONCAVE BASE REM.PIN 3/4" X 2 1/4" ..... | \$ 10.20 |
| SEA270250-1 | SIDE MOUNT HINGE 7/8" X 2" .....         | \$ 7.45  |
| SEA270255-1 | H.D. SIDE MOUNT HINGE 3/4 X 2 1/4 .....  | \$ 13.80 |



SEA DOG

## SEA-DOG LANYARD WITH PIN

|             |                    |         |
|-------------|--------------------|---------|
| SEA299980-1 | STEPPED PIN .....  | \$ 6.00 |
| SEA299981-1 | STRAIGHT PIN ..... | \$ 5.45 |



SEA DOG

## WESTLAND TOP SLIDE TRACK ASSEMBLIES

An easy way to slide your boat top to and from a storage location. Includes 2 lengths of slide track, 4 end caps, 2 track stops, stainless steel mounting screws, and your choice of 2 side slider mounts for vertical mounting or 2 deck slider mounts for mounting on a horizontal surface.

|          |                            |          |   |
|----------|----------------------------|----------|---|
| WSL7001D | 24" TRACK/DECK MOUNT ..... | \$ 27.00 | D |
| WSL7002D | 36" TRACK/DECK MOUNT ..... | \$ 32.00 | D |
| WSL7003D | 48" TRACK/DECK MOUNT ..... | \$ 37.00 | D |
| WSL7001S | 24" TRACK/SIDE MOUNT ..... | \$ 27.00 | D |
| WSL7002S | 36" TRACK/SIDE MOUNT ..... | \$ 32.00 | D |
| WSL7003S | 48" TRACK/SIDE MOUNT ..... | \$ 37.00 | D |



Westland

## STAR BRITE SNAP AND ZIPPER LUBRICANT

Use on boat snaps, metal and plastic zippers to protect against corrosion, reduce wear and friction, prevent binding, and repel salt spray deposits. Non toxic, non staining. Will not wash off. Protects from -65F to +650F.

|          |                 |         |
|----------|-----------------|---------|
| STR89102 | 2 OZ TUBE ..... | \$ 8.50 |
|----------|-----------------|---------|



Starbrite

## WESTLAND BIMINI TOP HOLD DOWN STRAPS

Adjustable top hold down straps. 1" black poly webbing. Adjustable buckles and stainless spring snap hooks.

|         |                          |          |   |
|---------|--------------------------|----------|---|
| WSL7040 | 22" - 39" 4 STRAPS ..... | \$ 16.00 | D |
| WSL7041 | 28" - 51" 4 STRAPS ..... | \$ 16.00 | D |
| WSL7042 | 34" - 63" 4 STRAPS ..... | \$ 18.00 | D |



Westland

## EPCO BIMINI STRAPS

1" wide weather-resistant polypropylene webbing, nickel plated steel snap hook on one end, adjustable buckle to secure bimini top on other.

|              |                               |         |
|--------------|-------------------------------|---------|
| EPC-BIMS8BLK | BIMINI STRAP BLACK PAIR ..... | \$ 8.99 |
| EPC-BIMS8WHT | BIMINI STRAP WHITE PAIR ..... | \$ 8.99 |
| EPC-BIMS8GRY | BIMINI STRAP GREY PAIR .....  | \$ 8.99 |



EPCO

## SEA-DOG BIMINI STRAP

|             |                              |         |
|-------------|------------------------------|---------|
| SEA298172-1 | 6'L X 1"W (BLACK) PAIR ..... | \$ 8.95 |
| SEA298272-1 | 6'L X 1"W (WHITE) PAIR ..... | \$ 8.95 |



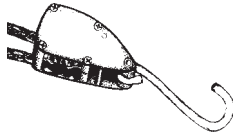
SEA DOG



**TAYLOR ADJUSTABLE TIE DOWN STRAP**

Adjustable to 6' long, this strap is fitted with a ring at one end and a snap on the other. Great for biminis and awnings. Sold in pairs.


TAY2000 WHITE ..... \$ 26.75



**WESTLAND "THE CINCHER"**

The answer to a knot free, quick and easy way to draw your boat covers draw rope as tight as possible, yet with a flick of the thumb lever the rope is totally released. Use the cincher for securing anything with a 1/4" rope or cord.

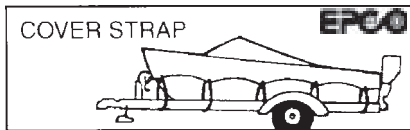
WSL5015 CINCHER ..... \$ 12.00 D



**WESTLAND STRAP/BUCKLE TIE DOWN KIT**

A neat and convenient tie down system. Includes 12 straps with easy on, easy off release buckles.

WSL5050TD BLACK STRAP KIT ..... \$ 31.00 D



**EPCO COVER STRAPS**

1" wide by 8' long, weather resistant polypropylene webbing. Weather proof side release buckle holds down your boat cover or tarp on trailer easily. Set of 12 straps.

EPC-CS12 STRAP KIT ..... \$ 29.95



**WESTLAND BOAT COVER SUPPORT SYSTEM**

Westland's unique boat cover drainage support pole system prevents water from pocketing in your boat cover. The support is quickly and easily installed in place from outside of your boat after you put your cover on. Once in place you simply draw the cover up to a desired height and securely cinch the rope. One or more poles may be required depending on size and style of your boat.

WSL5007-3 SUPPORT SYSTEM ..... \$ 32.00 D  
 WSL5007-5 VENTED SUPPORT SYSTEM ..... \$ 32.00 D



**TAYLOR ADJUSTABLE BOAT COVER SUPPORT POLE**

Adjustable from 36" to 64" with non marring tip on each end.

TAY11991 COVER SUPPORT POLE ..... \$ 28.00



**ATTWOOD BOAT COVER SUPPORT POLE**

3-in-1 design allows you to minimize inventory. Three different tips snap on to the same adjustable pole to work with a variety of cover setups. Comes with pole, rubber cap, grommet tip and male canvas snap. Pole adjusts from 30" to 60" using double plastic knob.

ATT10707-5 POLY-BAGGED ..... \$ 27.00

**ATTWOOD DELUXE BOAT COVER SUPPORT SYSTEM**

Easily adjustable boat cover support keeps water from accumulating in center of cover. Extends the life of cover by as much as 50%. Telescoping center pole (28" to 48"), polyweb straps, and bow spreader from a double ridge line under the cover. Pole rests on a rubber foot and the web straps attach to the stern with non-marring hooks. Aluminum pole 1" Diameter, Polyweb straps 1" wide, black.



|            |                     |               |
|------------|---------------------|---------------|
| ATT10795-4 | FOR BOATS UP TO 19' | .....\$ 40.75 |
| ATT10794-4 | FOR BOATS UP TO 22' | .....\$ 41.25 |

**ATTWOOD BOAT COVER SUPPORT BOWS**

Support bows create arch support for boat cover. Use with support sockets or rail connectors (sold separately). Fiberglass.

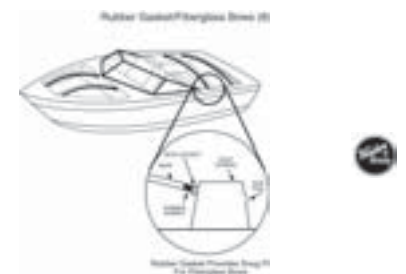


|             |                      |               |
|-------------|----------------------|---------------|
| ATT10712-1* | 6' LONG FOR 70" BEAM | .....\$ 21.50 |
| ATT10713-1  | 7' LONG FOR 81" BEAM | .....\$ 25.00 |
| ATT10714-1  | 8' LONG FOR 92" BEAM | .....\$ 28.75 |

PHOENIX ONLY

**TAYLOR BOAT COVER SUPPORT BOWS**

Bows mounted in bow sockets are the sure and easy way to keep a boat cover taught and free from water pockets. Sockets can be mounted on rail or deck wall.



|        |                          |               |
|--------|--------------------------|---------------|
| TAY924 | 72" FIBERGLASS BOW       | .....\$ 19.60 |
| TAY925 | 84" FIBERGLASS BOW       | .....\$ 22.50 |
| TAY926 | 96" FIBERGLASS BOW       | .....\$ 25.25 |
| TAY928 | 96" TRADITIONAL WOOD BOW | .....\$ 15.70 |
| TAY929 | 72" TRADITIONAL WOOD BOW | .....\$ 12.45 |

**TAYLOR BOAT COVER ADJUSTABLE WOOD BOWS**

Two piece adjustable bow support cover for proper draining.



|         |           |               |
|---------|-----------|---------------|
| TAY933* | 36" - 68" | .....\$ 10.65 |
| TAY934  | 48" - 92" | .....\$ 27.50 |

**TAYLOR DIE CAST DECK MOUNT BOW SOCKETS**

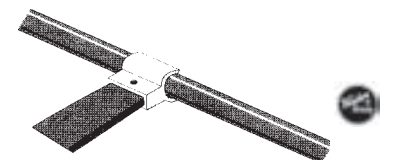
Marine chromium plated. Mounts anywhere. Includes rubber gaskets.



|        |                 |              |
|--------|-----------------|--------------|
| TAY935 | BOW SOCKETS PR. | .....\$ 6.09 |
|--------|-----------------|--------------|

**TAYLOR NYLON RAIL MOUNT BOW SOCKETS**

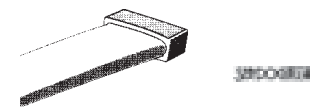
Will hold any Taylor bow. Nylon socket attaches to bow and uses bow tension to grip any bow, stern or side rail. Easy to install, no holes to drill.



|        |                      |              |
|--------|----------------------|--------------|
| TAY936 | RAIL BOW SOCKETS PR. | .....\$ 8.69 |
|--------|----------------------|--------------|

**SEA-DOG DECK MOUNT BOW SOCKET**

Injected molded white nylon



|             |                   |              |
|-------------|-------------------|--------------|
| SEA327410-1 | WHITE 7/16" X 2"L | .....\$ 3.10 |
|-------------|-------------------|--------------|

**SEA-DOG BOW SOCKET**

|             |                                    |         |
|-------------|------------------------------------|---------|
| SEA327415-1 | DIE CAST ZINC CH PLATED , 1-13/16" | \$ 2.60 |
|-------------|------------------------------------|---------|



**BOAT COVERS / BIMINIS**

38008811




**SEA-DOG RAIL MOUNT BOW SOCKET**

Injection molded nylon.

SEA327400-1    FITS 7/8" RAIL WHITE PR. .... \$ 6.00

**EMS POLY TARPS**


Heavy Duty, reinforced high-density polyethylene. UV treated for sun and fade resistance. Textured to reduce slipping. Aluminum grommets every 3 feet. Rope reinforced seam all around.



|          |           |         |      |       |          |
|----------|-----------|---------|------|-------|----------|
| EMT08X10 | 8' X 10'  | #070618 | BLUE | ..... | \$ 7.35  |
| EMT10X12 | 10' X 12' | #070622 | BLUE | ..... | \$ 10.60 |
| EMT12X16 | 12' X 16' | #070630 | BLUE | ..... | \$ 17.25 |
| EMT16X20 | 16' X 20' | #070632 | BLUE | ..... | \$ 28.65 |
| EMT20X30 | 20' X 30' | #070640 | BLUE | ..... | \$ 53.25 |

**SCOTTY TARP CLIPS**

Powerful locking jaws provide ultimate gripping power. Quick and Easy to use. Made from tough reinforced nylon.



|         |                     |        |       |          |
|---------|---------------------|--------|-------|----------|
| SCY301B | DISPLAY BUCKET (60) | BLACK  | ..... | \$116.95 |
| SCY301Y | DISPLAY BUCKET (60) | YELLOW | ..... | \$116.95 |

**GAM TUFF-TARP BRAND**

Heavy-duty blue tarpaulins with aluminum or brass plated grommets approximately every 3 feet, polypropylene rope sewn inside seam around edge and reinforcing material in each corner.



|              |           |       |          |
|--------------|-----------|-------|----------|
| GAM-TT00602* | 6' X 8'   | ..... | \$ 3.49  |
| GAM-TT00603* | 8' X 10'  | ..... | \$ 5.79  |
| GAM-TT00608* | 12' X 16' | ..... | \$ 13.95 |

**BOAT COVERS / BIMINIS**

38008811