

BENNETT TRIM TABS

Built to last and proven to offer years of maintenance-free service. Improve lift and stability, using the power of hydraulics for greater performance, precision and durability. Get up on plane faster, reduce fuel consumption and eliminate listing. There are no electric motors underwater to cause premature failure. Instead the hydraulic pump is housed inside the boat in a secure, dry environment. No hoses or wires exposed to the elements. All kits are standard 12 volt with two thru-transom actuators, two stainless steel trim tabs, a hydraulic power unit, all necessary wiring, tubing, hardware and installation instructions. 5-year limited warranty.

GENERAL SIZING RECOMMENDATIONS.

Boat Length	Type	Tab Size
15'-19'	Single I/O, single outboard, or inboard	12" x 9"
19'-24'	Single I/O, single outboard, or inboard	18" x 9"
19'-24'	Limited transom space	12" x 12"
22'-27'	Twin I/O, or twin outboard	18" x 12"



- * Available with dual actuator, high performance configuration (optional)
- * Dual actuators per tab (standard)

Guidelines: Choose at least one inch of trim tab span (per side) for every foot of boat length. (Examples: 22 foot boat - no less than 24" x 9", 36 foot boat - no less than 36" x 9"). **Span** = side to side measurement; **Chord** = fore to aft measurement.

12" Chord: The 9" chord is used in most applications. However, in certain applications the 12" chord may be more effective.

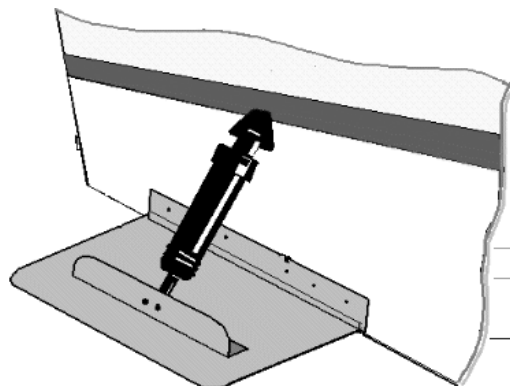
Limited Transom Space - Boats with twin outboards or twin I/Os, or boats with transom configurations that limit trim tab span can use 12" chord tabs to achieve maximum lift in minimum area. Using the measuring guideline above, fit the maximum span trim tab and use the 12" chord.


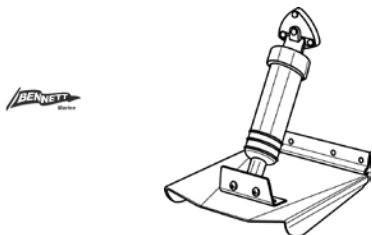
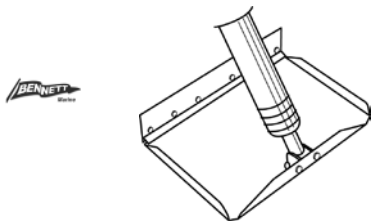
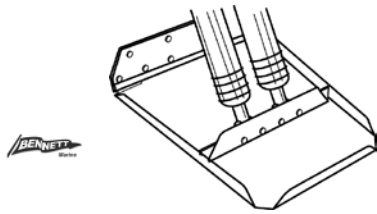
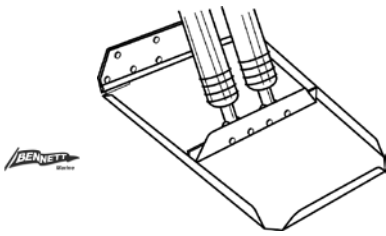
Extra Lift - Slower boats (less than 15 mph), semi-displacement hulls, boats over 50 feet, outboard brackets or boats with any other feature that increases the need for lift aft benefit from the 12" chord. The 12" chord provides greater surface area, thereby utilizing more water flow and providing more lift.

TRIM TAB SYSTEMS

KIT #	DESCRIPTION (ALL DIMENSIONS ARE IN INCHES)	PRICE	FINISH
BEN129	12" X 9" TRIM TAB SYSTEM-NO SWITCH	\$ 512.00	F
BEN189	18" X 9" TRIM TAB SYSTEM-NO SWITCH	\$ 556.00	F
BEN1212	12" X 12" TRIM TAB SYSTEM-NO SWITCH	\$ 557.00	F
BEN1812	18" X 12" TRIM TAB SYSTEM-NO SWITCH	\$ 579.00	F
"EIC" = ELECTRONIC INDICATOR CONTROL			
BEN129EIC	12" X 9" TRIM TAB SYSTEM- WITH "EIC"	\$ 807.00	F
BEN189EIC	18" X 9" TRIM TAB SYSTEM- WITH "EIC"	\$ 851.00	F
BEN-AB129	12" X 9" SYSTEM ALUM. BOATS NO "EIC"	\$ 549.00	F
BEN-AB189	18" X 9" SYSTEM ALUM. BOATS NO "EIC"	\$ 641.00	F

OTHER SIZES AVAILABLE ON A SPECIAL ORDER BASIS





BENNETT ST 16 SPORT TABS

The ST 16 system is strength, durability, and good looks all in one. ST 16 tabs are constructed of thick, 12 gauge stainless steel with vertical stiffeners for extra strength. The inboard edges are tapered to prevent lower unit interference and cavitation. Many performance boats have limited transom space, so the ST 16 tabs (as well as the other sport tabs) use only 12" of transom per side. ST 16 tabs have a powder-coated black finish giving the tabs an impressive appearance. In addition, this finish acts as a barrier helping to prevent electrolytic action. ST 16 tabs are deflected and held firmly in position by dual actuators on each tab. The necessary hydraulics, hardware, wiring, and easy to follow one page instructions complete the kit.

BEN-ST16 12" X 16" SPORT TABS\$ 937.00 F

BENNETT ST 12 SPORT TABS

The ST 12 package is almost identical to the ST 16, with just a little less tab. The ST 12 system is designed for boats that do not require as much lift as the ST 16 provides.

BEN-ST12 12" X 12" SPORT TABS\$ 866.00 F

BENNETT ST 9 SPORT TABS

ST 9 is the third member of the Sport Tab series. The ST 9 system is for boats that require even less tab than the ST 12. The ST 9 system offers the same structural integrity as the other Sport Tab packages, but is designed for boats a little less demanding.

BEN-ST9 12" X 9" SPORT TABS\$ 685.00 F

Important Note: Sport Tabs are not for offshore or inland racing. Many factors determine the appropriate size and type of trim tabs for high horsepower boats. Therefore special care and consideration is required in trim tab selection. Special consideration should be given to the use of tabs with dual actuators.

BENNETT M-80/M-120 SPORT TABS

Get out of the hole and on plane quickly. Improve fuel efficiency by 20 - 30%. Increase speed. Correct for listing and uneven weight distribution. Pull more / heavier skiers. M-80 for 17"-20' boats, M-120 for 20'-23' boats.

BEN-M80 M-80 SPORT TABS 8" X 10"\$ 571.00 F
 BEN-M120 M-120 SPORT TABS 10" X 12"\$ 613.00 F

BENNETT TAB POSITION INDICATOR

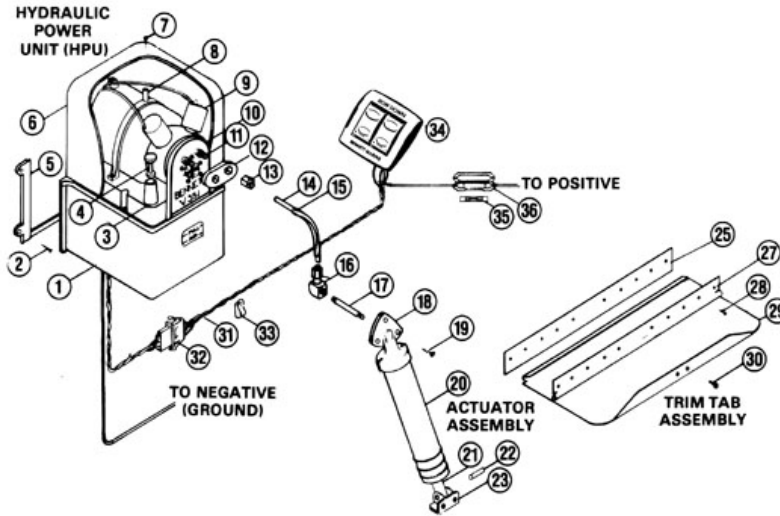
Attractive, compact, water resistant and easy to install. The TPI helm display accurately shows deflection percentage of each trim tab, and the LED brightness is adjustable for any lighting condition. Works with all Bennett Trim Tabs.

BEN-TPI2000 2 1/2" X 3 1/4" X 3/4"\$ 236.00 F

BENNETT AUTO TAB RETRACTOR

Turn The Engine Off, And Your Trim Tabs Retract Automatically!
 The Bennett Auto Tab Retractor (ATR) adds even more convenience to easy trim tab operation. Every time you turn your engine's ignition key to the "off" position, the trim tabs automatically retract to their full-up position. Reduce risk of trim tab damage from fork lifts and trailers, minimize marine growth, and know the position of your trim tabs each time you get underway.

BEN-AR512 AUTO TAB RETRACTOR\$ 69.95 F



ES2000
EURO STYLE ROCKER

BENNETT COMPONENT PARTS

BEN-A1101A	ACTUATOR ASSEMBLY 13-3/4" (18-23).....	\$ 85.45	F
BEN-A1200S	ACTUATOR ASSEMBLY (SMALL VERSION).....	\$ 85.45	F
BEN-A1103	UPPER HINGE (18).....	\$ 16.45	F
BEN-A1113	LOWER HINGE (23).....	\$ 6.45	F
BEN-A1115	LOWER HINGE PIN (22).....	\$ 1.45	F
BEN-H1170A	HARDWARE PACK.....	\$ 26.95	F
BEN-H1171	PIPE NIPPLE 3" (17).....	\$ 2.45	F
BEN-H1172	FEMALE ELBOW (16).....	\$ 4.45	F
BEN-H1173	TUBE BENDING CLIP (15).....	\$ 0.95	F
BEN-H1179	MOUNTING BRACKET FOR HPU (5).....	\$ 4.95	F
BEN-IR1000	INTERRUPTER RELAY.....	\$ 29.95*	F
BEN-ES2000	EURO-STYLE ROCKER CONTROL (40).....	\$ 79.95	F
BEN-T1120-20	HYDRAULIC TUBING 20' COIL.....	\$ 1.75	F
BEN-T1127	NUT WITH FERRULE (13).....	\$ 1.95	F
BEN-TPA1212	TRIM PLANE ASSEMBLY 12 X 12 (28).....	\$ 126.45	F
BEN-TPA129	TRIM PLANE ASSEMBLY 12 X 9 (28).....	\$ 112.45	F
BEN-TPA189	TRIM PLANE ASSEMBLY 18 X 9 (28).....	\$ 126.45	F
BEN-V351HPU	HYD.POWER UNIT 12 VOLT (1,3,4,6-12)...	\$ 329.00	F
BEN-VP1135R	SOLENOID VALVE RED WIRE (9).....	\$ 48.95	F
BEN-VP1135G	SOLENOID VALVE GREEN WIRE (9).....	\$ 48.95	F
BEN-WH1000	WIRE HARNESS 22' (31 & 32).....	\$ 31.45	F

(#) = KEY NUMBER IN PICTURE DIAGRAM ON TOP



A1101A
ACTUATOR ASSEMBLY



V351HPU
12 VOLT POWER UNIT



BENNETT ELECTRONIC INDICATOR CONTROL

The Electronic Indicator Control (EIC5000) combines the popular Bennett rocker switch, trim tab indicator, and Auto Tab Retractor. Like the Tab Position Indicator, it is waterproof, highly accurate and features variable intensity LED's for night or day. The EIC can be retrofitted onto any existing Bennett hydraulic trim tab system, and is backed by a three year warranty. The EIC features a relay module mounted near the transom. This simplifies the installation by reducing the number of wires to run to the helm. Available for single or dual station applications in both 12 and 24 volts.

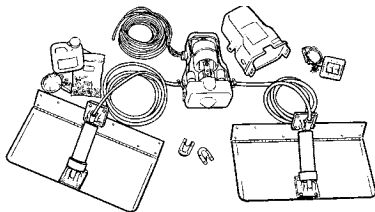
BEN-EIC5000 ELECTRONIC INDICATOR CONTROL\$ 353.00 F



BENNETT AUTO TAB CONTROL

Get a perfectly trimmed boat every time. Interacts directly with your trim tab system to automatically monitor and maintain the perfect cruising attitude. Calculating more than a thousand attitude readings per second, the newly redesigned ATC adjusts trim tabs to changes in vessel speed, sea conditions and shifting weight. Result is an optimum ride and significant fuel savings

BEN-AC3000 AUTO TRIM TAB CONTROL\$ 353.00 F




INSTATRIM BOAT LEVELERS

Instatrim, the original hydraulic boat leveler, provides a better ride every time you leave the dock. A simple rocker type control permits you to correct a bow high or list condition on any shape hull, from 16 to 60 feet. Instatrim boat levelers come preassembled with mounting hardware. They are easily and quickly installed, and a minimum of time is required. Your smooth, level ride allows the engine to run more efficiently, increasing your mileage, saving fuel and stretching your boating dollar. Your Instatrim boat levelers allow you to throttle back regardless of load and speed.

	TAB SIZE	BOAT TYPE	
INS-N129000	12" X 9"	SINGLE OB OR IO.....	\$ 580.00
INS-N188000	18" X 8"	SINGLE OB OR IO.....	\$ 620.00
INS-N189000	18" X 9"	SINGLE OB OR IO.....	\$ 600.00
INS-N121100	12" X 11"	TWIN OB OR IO.....	\$ 610.00

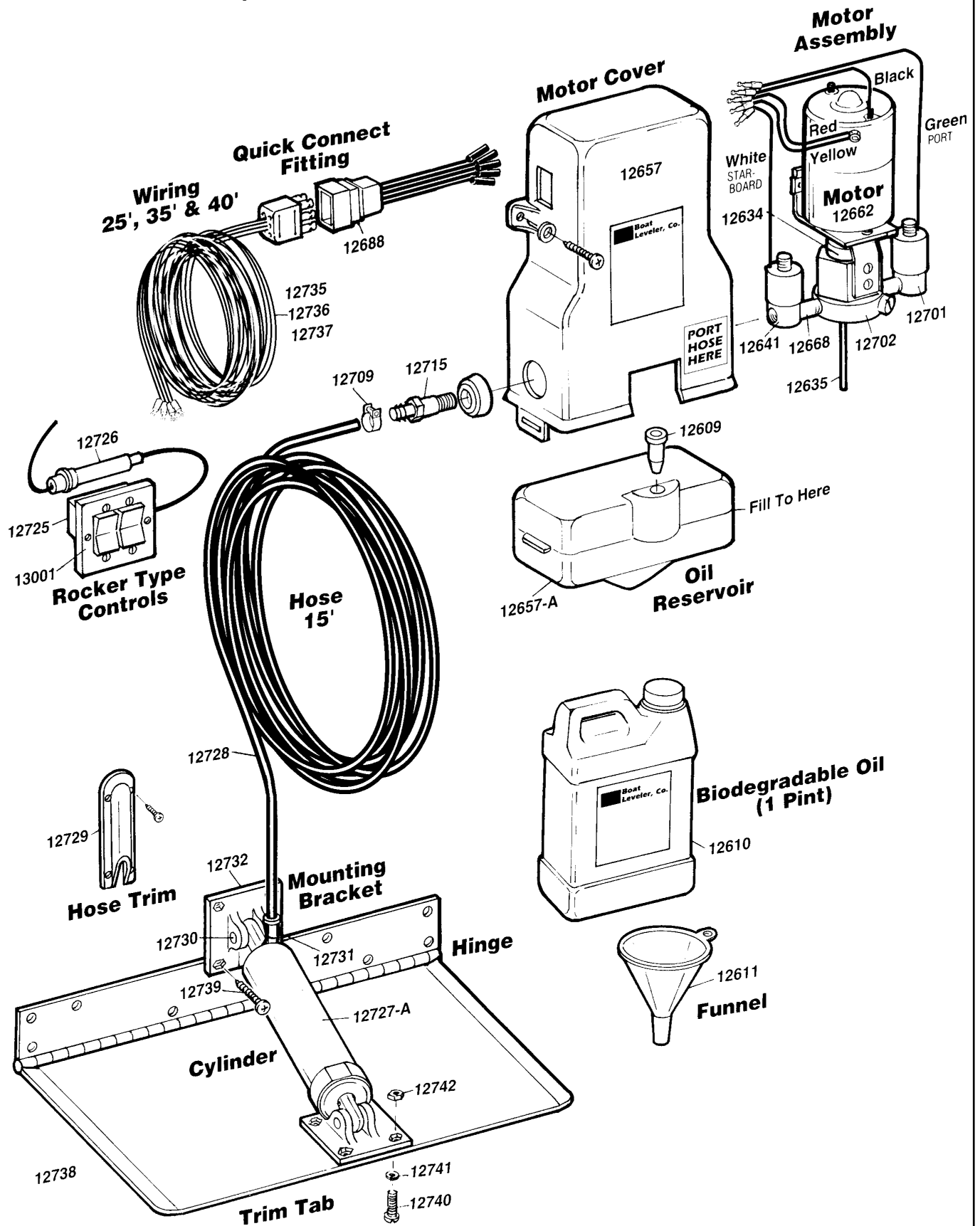
NAUTICUS SMART-TABS AUTOMATIC TRIM TABS SYSTEM

Designed for use on small power boats. Nauticus' Smart Tabs are completely automatic; requiring no operator adjustment while underway. The Nitrogen Gas Actuator provides lift at the stern of the boat by holding the trim plate down during acceleration. The amount of trim is determined by the actuator load rating and the trim plate adjustment, which is done at the time of installation.



NAU-ST780-20	10'-12' BOATS, 10-25HP 7"X8" PLATES, 20 LB ACTUATOR.....	\$ 136.79
NAU-ST780-30	10'-12' BOATS, 10-25HP 7" X 8" PLATES, 30 LB ACTUATOR.....	\$ 136.79
NAU-ST980-30	13'-15' BOATS, 30-50HP 9"X8" PLATES, 30 LB ACTUATOR.....	\$ 178.89
NAU-ST980-40	14'-16' BOATS, 50-80HP 9"X8" PLATES, 40 LB ACTUATOR.....	\$ 178.89
NAU-ST1290-60	16'-18' BOATS, 60-90HP 12"X9" PLATES, 60 LB ACTUATOR.....	\$ 242.09
NAU-ST1290-80	17'-19' BOATS, 10-175HP 12"X9" PLATES, 80 LB ACTUATOR.....	\$ 242.09
NAU-ST781-20	TABS FOR ROLL-UP INFLATABLES.....	\$ 136.79

INSTA-TRIM / BOAT LEVELER COMPONENT PARTS



TRIM TABS

**Boat
Leveler Co.**

PART #	PARTS	LIST
INS12700UNIV	UNIVERSAL MOTOR PUMP CONVERTS TO FIT OTHER BRANDS	\$ 320.00 F
INS12662	12 VOLT MOTOR ONLY	\$ 120.00 F
INS12702	HYDRAULIC PUMP WITH PRESSURE RELIEF VALVE	\$ 120.00 F
INS12657	OUTSIDE HOUSING INCLUDING CONTAINER & RESERVOIR	\$ 80.00 F
INS12657A	WHITE RESERVOIR	\$ 45.00 F
INS12641	SOLENOID VALVE WITH WHITE WIRE, 12 VOLT	\$ 65.00 F
INS12701	SOLENOID VALVE WITH GREEN WIRE, 12 VOLT	\$ 65.00 F
INS12715	SOLENOID HOSE FITTING BARB TYPE	\$ 10.00 F
INS12668	BRASS NIPPLE FROM PUMP TO SOLENOID	\$ 7.00 F
INS12610	INSTA-TRIM BIODEGRADABLE OIL	\$ 18.95 F
INS12728	HYDRAULIC HOSE 2,000 POUNDS BURST PRESSURE, PER FOOT	\$ 3.30 F
INS12729	HOSE TRIM WITH SCREWS PER EACH	\$ 13.00 F
INS12727A	HYDRAULIC CYLINDER W/HOSE PER EACH	\$ 115.00 F
INS12730	CYLINDER PINS	\$ 1.50 F
INS12731	HOSE COLLARS	\$ 2.25 F
INS12725	ONE COMPLETE SET OF SWITCHES (BLACK PLATE)	\$ 115.00 F
INS13001	ONE SWITCH PLATE WITH SCREWS (BLACK)	\$ 16.95 F
INS12735	25' WIRE HARNESS	\$ 70.00 F
INS13000	14' WIRE HARNESS FOR FLY BRIDGE CONTROLS	\$ 30.00 F
INS13302	18" WIRE HARNESS FOR CONV. OLD STYLE M. PUMP TO NEW STYLE	\$ 31.95 F
INS12732A	NYLON CYLINDER BRACKET (1 PIECE)	\$ 16.00 F

NAUTICUS PRO TROLLER SERIES SMART TABS

The power of trolling brakes and trim tabs all in one! By moving a lever up or down, Smart Tabs switch between the most effective trim and stabilizer system on the market to the most effective trolling brakes around. Not only are they completely automatic, they can be fine-tuned to each boat or to a boater's own preference. This unlimited versatility provides performance enhancement unmatched by any other product, and it's guaranteed.

NAU-PT1290-60	FITS 17'-22' BOATS WITH 80-150 HP\$ 278.79
NAU-PT980-40	FITS 14'-16' BOATS WITH 40-80 HP\$ 210.49



NAUTICUS SMART TABS SX

The NEW SX series incorporates all of the fully automatic features of our popular SMART TABS, in addition to the rust and corrosion free benefits of molded composite materials. Assembly can be completed in seconds and the installation in a few minutes. The only tools required are a drill with a 3/16" bit and a phillips screw driver. SMART TABS SX provide unequalled performance and durability with no maintenance in fresh or salt water. The system can be specifically tuned to maximize the performance of any power boat, and TRACKING RIBS have been added to improve handling at higher speeds. The patented SMART TABS are a one of the kind trim and stabilizer system that automatically adjusts to the sea conditions, without the needed for expensive electric or hydraulic hardware and switches. The system constantly reacts to the water conditions, boat speed, and balance providing a remarkable improvements on any boat. Complete assembly and mounting requires only a drill, a 3/16" bit, and a phillips screw driver. The Integral design eliminates the need for wrenches. All components "lock" together with self locking clevis pins.

NAU-SX9510-30	9.5" X 10"\$ 157.99
NAU-SX9510-40	9.5" X 10"\$ 157.99
NAU-SX9510-60	9.5" X 10"\$ 157.99
NAU-SX9510-80	9.5" X 10"\$ 157.99

SMART TABS APPLICATION CHART

Select Your Boat Type	Select Your Boat Length	Select Your Motor size	Select Your Motor type	SMART TAB
<input type="checkbox"/>	<input checked="" type="checkbox"/> 10', 11' 12'	<input type="checkbox"/> 8 to 18 HP	<input type="checkbox"/> 2 or 4 Stroke	N/A
<input type="checkbox"/>	<input checked="" type="checkbox"/> 10', 11' 12'	<input type="checkbox"/> 20 to 25 HP	<input type="checkbox"/> 2 or 4 Stroke	N/A
<input type="checkbox"/>	<input type="checkbox"/> 13', 14', 15"	<input type="checkbox"/> 30 to 40 HP	<input type="checkbox"/> 2 Stroke	SX9510-30
<input type="checkbox"/>	<input type="checkbox"/> 12', 13', 14'	<input type="checkbox"/> 40 to 50 HP	<input type="checkbox"/> 4 Stroke	SX9510-40
<input type="checkbox"/>	<input type="checkbox"/> 14', 15', 16'	<input type="checkbox"/> 50 to 80 HP	<input type="checkbox"/> 2 Stroke	
<input type="checkbox"/>	<input type="checkbox"/> 15', 16', 17"+	<input type="checkbox"/> 60 to 100 HP	<input type="checkbox"/> 4 Stroke	SX9510-60
<input type="checkbox"/>	<input type="checkbox"/> 16', 17', 18"+	<input type="checkbox"/> 60 to 150 HP	<input type="checkbox"/> 4 / 6 cyl I/O	
<input type="checkbox"/>	<input type="checkbox"/> 18' to 22"	<input type="checkbox"/> 150 to 240 HP	<input type="checkbox"/> 2 or 4 Stroke	SX9510-80
<input type="checkbox"/>	<input type="checkbox"/> 23' to 30'	<input type="checkbox"/> 9'10" Max Beam	<input type="checkbox"/> 5000 Lb. Min 6500 Lb. Max	N/A
<input type="checkbox"/>	<input type="checkbox"/> 23' to 30'	<input type="checkbox"/> 9'10" Max Beam	<input type="checkbox"/> 7000Lb. Min 8500 Lb. Max	N/A

STING RAY SPEED XP HYDROFOIL STABILIZER

StingRay SPEED-XP™. Only hydrofoil designed by boating professionals for speed and tested at over 107 MPH! Fits and works on all new boats. Eliminates cavitation and prop blowout by keeping water packed tight above the prop. Bow Rise, Porpoising and Bouncing are also eliminated. Significantly improves planing time with the industry's fastest hole shot! Boat drag is reduced by raising the stern and reducing the boats wetted surface area giving StingRay the fastest top end speed ever tested! Forward visibility and safety are improved as well as control, ride and stability. Fits most outboards and sterndrives. 25-365 HP. Installs in minutes. **Lifetime Warranty.**

STI-SRXP1	BLACK SPEED XP\$ 49.95	G
STI-SRXP2	WHITE SPEED XP\$ 49.95	G
STI-SRXP3	GRAY SPEED XP\$ 49.95	G
STI-TEXP1	BLACK TORQUE EQUALIZER\$ 15.00	G
STI-TEXP2	WHITE TORQUE EQUALIZER\$ 15.00	G
STI-TEXP3	GRAY TORQUE EQUALIZER\$ 15.00	G



StingRay

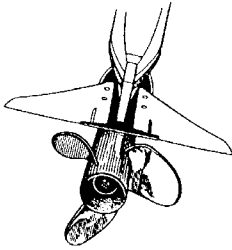
STING RAY XRIII HYDROFOIL STABILIZER

The Sting Ray XRIII is designed with a new sleeker hydrodynamic profile for the fastest hole shot yet. This unique design mirrors the tunnel-prop technology of offshore super-boats. By capturing the prop wash, the XRIII harnesses its power for added thrust. You'll enjoy better performance and greater fuel savings. The XRIII also utilizes a vice-block 3-point locking system for easy no-drill installation. No more measuring. No more templates. No more damage to your engine. For engines up to 300 hp.

STI-SRXRIII-1	BLACK\$ 138.00	G
STI-SRXRIII-2	WHITE\$ 138.00	G
STI-SRXRIII-3	GRAY\$ 138.00	G



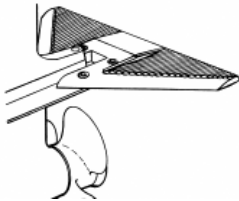
TRIM TABS



DOEL FIN

The Doel-Fin hydrofoil is the original product of its kind. The Doel-Fin has improved the performance of hundreds of thousands of boats worldwide. The Doel-Fin is designed to provide hydrodynamic lift while reducing drag. Saves 10% to 50% in fuel because of better overall performance. Prevents porpoising and keeps bow lower (even at slow speeds) for better safety. Constructed of high-impact polypropylene which is virtually indestructible. Comes with a 30 day satisfaction guarantee and a lifetime warranty against breakage or defect.

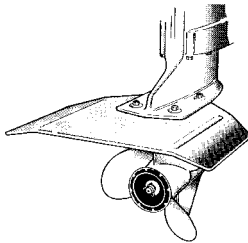
DVS440	BLACK DOEL-FIN	\$ 38.45
DVS441	WHITE DOEL-FIN	\$ 38.45



T-H MARINE HYDRO-TAIL

The computer aided design of the Hydro-Tail provides a one-piece unit that will fit outboard or I/O lower units. The unique design means simple installation and superior strength to provide boats with the ultimate in total performance. Instructions and mounting hardware are included. The Hydro-Tail is excellent for stabilizing boats, reducing cavitation, reducing porpoising, improving performance, water skiing, fishing or simply boating in general. Fits all outboard and stern drive boats.

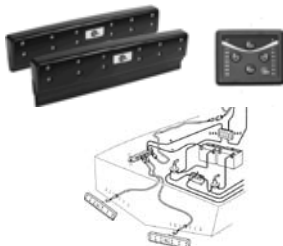
TNH-HYD1	HYDRO-TAIL	\$ 27.45
----------	------------------	----------



HAPPY'S WHALE TAIL XL

The Happy Whale Tail XL fits all I/O's and outboard. Pops up skiers in 1/3 less time, smooths out ride in rough water, cuts down on porpoising, stabilizes bow light boats, increases top speed in most applications. It is water skiing's most versatile accessory, stainless steel attaching hardware is furnished. Installs in 15 minutes and mounts on the anti-cavitation plate.

HAP448	WHALE TAIL XL	\$ 63.45
--------	---------------------	----------



VOLVO QL BOAT TRIM SYSTEM

Easy, safe and exact maneuvering. Less drag. Quick response. Built in trim sensor. Control panel with L.E.D.s for precise trim indication. Automatic retraction. Electrical actuator, no hydraulics needed. Clean transom, no sharp edges.

VQL21175605	BOAT TRIM SYSTEM 18"	\$ 749.99	G
VQL21175615	BOAT TRIM SYSTEM 12"	\$ 714.99	G